



Utr: EDITH  
Rep: rptAnalíticoPresupuestoEgresos\_FF

**MUNICIPIO DE TIZAYUCA  
HIDALGO**  
**Análisis Mensual de Egresos Pagados por Fuente de Financiamiento al 30/jun/2021**  
(Cuentas con Movimientos)  
(Cifras en pesos y centavos)

Fecha y hora de impresión: 09/jul/2021 10:29 a.m.

Objeto del Gasto	Presupuesto Vigente	Ene	Feb	Mar	Abr	May	Jun	Jul	Ago	Sep	Oct	Nov	Dic	Total	Diferencia (Vigente - Total)
<b>100000 Recursos Propios</b>	<b>\$136,646,999.78</b>	<b>\$3,524,521.25</b>	<b>\$4,365,007.57</b>	<b>\$4,044,718.99</b>	<b>\$5,447,536.67</b>	<b>\$4,818,778.49</b>	<b>\$7,851,073.64</b>	<b>\$0.00</b>	<b>\$0.00</b>	<b>\$0.00</b>	<b>\$0.00</b>	<b>\$0.00</b>	<b>\$0.00</b>	<b>\$30,051,636.61</b>	<b>\$108,595,363.17</b>
<b>SERVICIOS PERSONALES</b>	<b>\$16,676,596.08</b>	<b>\$750,395.00</b>	<b>\$1,498,487.00</b>	<b>\$1,668,359.34</b>	<b>\$1,835,653.00</b>	<b>\$1,990,395.00</b>	<b>\$3,461,077.00</b>	<b>\$0.00</b>	<b>\$0.00</b>	<b>\$0.00</b>	<b>\$0.00</b>	<b>\$0.00</b>	<b>\$0.00</b>	<b>\$11,202,372.34</b>	<b>\$5,474,223.74</b>
Remuneraciones al personal de carácter f	\$1,100,000.00	\$0.00	\$0.00	\$0.00	\$0.00	\$0.00	\$922,288.00	\$0.00	\$0.00	\$0.00	\$0.00	\$0.00	\$0.00	\$922,288.00	\$177,712.00
Dietas	\$1,100,000.00	\$0.00	\$0.00	\$0.00	\$0.00	\$0.00	\$922,288.00	\$0.00	\$0.00	\$0.00	\$0.00	\$0.00	\$0.00	\$922,288.00	\$177,712.00
Sueldos base al personal permanente	\$15,576,596.08	\$750,395.00	\$1,498,487.00	\$1,668,359.34	\$1,835,653.00	\$1,990,395.00	\$2,538,789.00	\$0.00	\$0.00	\$0.00	\$0.00	\$0.00	\$0.00	\$10,280,084.34	\$5,296,511.74
Sueldos	\$15,576,596.08	\$750,395.00	\$1,498,487.00	\$1,668,359.34	\$1,835,653.00	\$1,990,395.00	\$2,538,789.00	\$0.00	\$0.00	\$0.00	\$0.00	\$0.00	\$0.00	\$10,280,084.34	\$5,296,511.74
Remuneraciones al personal de carácter	\$98,809,777.56	\$1,589,017.54	\$1,292,642.13	\$804,130.23	\$1,792,743.21	\$1,322,618.94	\$1,859,829.34	\$0.00	\$0.00	\$0.00	\$0.00	\$0.00	\$0.00	\$8,659,981.39	\$88,148,796.17
Honorarios asimilados a salarios	\$1,400,000.00	\$105,908.81	\$158,187.78	\$0.00	\$34,800.00	\$123,114.49	\$292,680.13	\$0.00	\$0.00	\$0.00	\$0.00	\$0.00	\$0.00	\$714,691.21	\$685,308.79
Honorarios Asimilados	\$1,400,000.00	\$105,908.81	\$158,187.78	\$0.00	\$34,800.00	\$123,114.49	\$292,680.13	\$0.00	\$0.00	\$0.00	\$0.00	\$0.00	\$0.00	\$714,691.21	\$685,308.79
Sueldos base al personal eventual	\$95,408,777.56	\$1,482,108.73	\$1,134,454.35	\$804,130.23	\$1,757,943.21	\$1,199,504.45	\$1,587,149.21	\$0.00	\$0.00	\$0.00	\$0.00	\$0.00	\$0.00	\$7,945,290.18	\$87,463,487.38
Sueldos Base al Personal Eventual	\$95,408,777.56	\$1,482,108.73	\$1,134,454.35	\$804,130.23	\$1,757,943.21	\$1,199,504.45	\$1,587,149.21	\$0.00	\$0.00	\$0.00	\$0.00	\$0.00	\$0.00	\$7,945,290.18	\$87,463,487.38
Remuneraciones adicionales y especiales	\$9,074,191.94	\$49,401.00	\$14,288.00	\$66,002.00	\$20,334.00	\$137,579.33	\$175,737.74	\$0.00	\$0.00	\$0.00	\$0.00	\$0.00	\$0.00	\$483,342.07	\$8,610,849.87
Primas por años de servicios efectivos pres	\$83,780.00	\$41,807.00	\$0.00	\$42,173.00	\$0.00	\$58,706.33	\$28,040.74	\$0.00	\$0.00	\$0.00	\$0.00	\$0.00	\$0.00	\$170,527.07	-\$86,747.07
Prima Quinquenal	\$83,780.00	\$41,807.00	\$0.00	\$42,173.00	\$0.00	\$58,706.33	\$28,040.74	\$0.00	\$0.00	\$0.00	\$0.00	\$0.00	\$0.00	\$170,527.07	-\$86,747.07
Primas de vacaciones, dominical y gratifica	\$8,613,495.94	\$0.00	\$0.00	\$8,815.00	\$4,468.00	\$60,200.00	\$119,828.00	\$0.00	\$0.00	\$0.00	\$0.00	\$0.00	\$0.00	\$193,311.00	\$8,420,184.94
Prima de Vacaciones y Dominical	\$8,613,495.94	\$0.00	\$0.00	\$8,815.00	\$4,468.00	\$60,200.00	\$119,828.00	\$0.00	\$0.00	\$0.00	\$0.00	\$0.00	\$0.00	\$193,311.00	\$8,420,184.94
Gratificación Anual	\$0.00	\$0.00	\$0.00	\$0.00	\$0.00	\$2,164.00	\$0.00	\$0.00	\$0.00	\$0.00	\$0.00	\$0.00	\$0.00	\$2,164.00	\$8,016,331.94
Compensaciones	\$376,916.00	\$7,794.00	\$14,288.00	\$0.00	\$15,866.00	\$18,673.00	\$27,869.00	\$0.00	\$0.00	\$0.00	\$0.00	\$0.00	\$0.00	\$99,504.00	\$277,412.00
Compensaciones	\$376,916.00	\$7,794.00	\$14,288.00	\$0.00	\$15,866.00	\$18,673.00	\$27,869.00	\$0.00	\$0.00	\$0.00	\$0.00	\$0.00	\$0.00	\$99,504.00	\$277,412.00
Otras prestaciones sociales y económicas	\$14,027,434.20	\$1,136,707.71	\$1,661,690.44	\$1,506,227.42	\$1,798,800.46	\$1,368,185.22	\$2,354,429.56	\$0.00	\$0.00	\$0.00	\$0.00	\$0.00	\$0.00	\$9,725,940.81	\$4,301,493.39
Indemnizaciones	\$3,512,477.00	\$381,475.71	\$529,767.24	\$525,991.42	\$744,028.46	\$215,088.22	\$665,128.56	\$0.00	\$0.00	\$0.00	\$0.00	\$0.00	\$0.00	\$3,061,477.61	\$450,999.39
Indemnizaciones	\$3,512,477.00	\$381,475.71	\$529,767.24	\$525,991.42	\$744,028.46	\$215,088.22	\$665,128.56	\$0.00	\$0.00	\$0.00	\$0.00	\$0.00	\$0.00	\$3,061,477.61	\$450,999.39
Prestaciones contractuales	\$6,125,683.00	\$306,844.00	\$664,146.00	\$672,321.00	\$717,461.00	\$773,808.00	\$1,096,534.00	\$0.00	\$0.00	\$0.00	\$0.00	\$0.00	\$0.00	\$4,230,914.00	\$1,894,769.00
Prestaciones contractuales	\$6,125,683.00	\$306,844.00	\$664,146.00	\$672,321.00	\$717,461.00	\$773,808.00	\$1,096,534.00	\$0.00	\$0.00	\$0.00	\$0.00	\$0.00	\$0.00	\$4,230,914.00	\$1,894,769.00
Otras prestaciones sociales y económicas	\$4,389,274.20	\$448,588.00	\$367,677.20	\$307,915.00	\$337,313.00	\$379,289.00	\$592,767.00	\$0.00	\$0.00	\$0.00	\$0.00	\$0.00	\$0.00	\$2,433,549.20	\$1,955,725.00
Otras Prestaciones	\$4,389,274.20	\$448,588.00	\$367,677.20	\$307,915.00	\$337,313.00	\$379,289.00	\$592,767.00	\$0.00	\$0.00	\$0.00	\$0.00	\$0.00	\$0.00	\$2,433,549.20	\$1,955,725.00
Provisiones	\$2,060,000.00	\$0.00	\$0.00	\$0.00	\$0.00	\$0.00	\$0.00	\$0.00	\$0.00	\$0.00	\$0.00	\$0.00	\$0.00	\$0.00	\$2,060,000.00
Provisiones de carácter laboral, económica	\$2,060,000.00	\$0.00	\$0.00	\$0.00	\$0.00	\$0.00	\$0.00	\$0.00	\$0.00	\$0.00	\$0.00	\$0.00	\$0.00	\$0.00	\$2,060,000.00
Provisiones sobre remuneraciones	\$2,060,000.00	\$0.00	\$0.00	\$0.00	\$0.00	\$0.00	\$0.00	\$0.00	\$0.00	\$0.00	\$0.00	\$0.00	\$0.00	\$0.00	\$2,060,000.00
<b>MATERIALES Y SUMINISTROS</b>	<b>\$38,031,110.20</b>	<b>\$699,439.52</b>	<b>\$937,732.54</b>	<b>\$1,730,841.86</b>	<b>\$1,425,905.66</b>	<b>\$3,401,432.67</b>	<b>\$1,765,576.69</b>	<b>\$0.00</b>	<b>\$0.00</b>	<b>\$0.00</b>	<b>\$0.00</b>	<b>\$0.00</b>	<b>\$0.00</b>	<b>\$10,010,929.84</b>	<b>\$28,020,180.26</b>
Materiales de administración, emisión de	\$2,305,221.33	\$157,725.54	\$202,265.00	\$534,905.15	\$139,945.98	\$223,132.14	\$309,783.22	\$0.00	\$0.00	\$0.00	\$0.00	\$0.00	\$0.00	\$1,573,757.03	\$731,464.30
Materiales, útiles y equipos menores de ofi	\$781,821.00	\$43,932.40	\$113,581.87	\$109,193.80	\$9,961.70	\$96,554.58	\$226,547.63	\$0.00	\$0.00	\$0.00	\$0.00	\$0.00	\$0.00	\$599,771.98	\$162,049.02
Materiales de Oficina	\$781,821.00	\$43,932.40	\$113,581.87	\$109,193.80	\$9,961.70	\$96,554.58	\$226,547.63	\$0.00	\$0.00	\$0.00	\$0.00	\$0.00	\$0.00	\$599,771.98	\$162,049.02
Materiales y útiles de impresión y reproduc	\$408,179.58	\$31,018.36	\$5,362.00	\$187,585.12	\$56,898.08	\$15,649.40	\$28,989.66	\$0.00	\$0.00	\$0.00	\$0.00	\$0.00	\$0.00	\$323,300.62	\$84,878.96
Materiales y Útiles de Impresión...	\$408,179.58	\$31,018.36	\$5,362.00	\$187,585.12	\$56,898.08	\$15,649.40	\$28,989.66	\$0.00	\$0.00	\$0.00	\$0.00	\$0.00	\$0.00	\$323,300.62	\$84,878.96
Materiales, útiles y equipos mejores de (ec	\$312,085.60	\$11,122.65	\$25,201.89	\$62,192.15	\$15,348.06	\$33,781.69	\$22,001.01	\$0.00	\$0.00	\$0.00	\$0.00	\$0.00	\$0.00	\$169,627.45	\$142,458.15
Materiales, útiles y equipos mejores de (ec	\$312,085.60	\$11,122.65	\$25,201.89	\$62,192.15	\$15,348.06	\$33,781.69	\$22,001.01	\$0.00	\$0.00	\$0.00	\$0.00	\$0.00	\$0.00	\$169,627.45	\$142,458.15
Material para Bienes Informáticos	\$312,085.60	\$11,122.65	\$25,201.89	\$62,192.15	\$15,348.06	\$33,781.69	\$22,001.01	\$0.00	\$0.00	\$0.00	\$0.00	\$0.00	\$0.00	\$169,627.45	\$142,458.15

TIZAYUCA, HGO. 2020-2024

SECRETARIO DE FINANZAS

TIZAYUCA, HGO. 2020-2024

PRESIDENTE MUNICIPAL

TIZAYUCA, HGO. 2020-2024

SECRETARIO MUNICIPAL

TIZAYUCA, HGO. 2020-2024

SECRETARIO MUNICIPAL








# MUNICIPIO DE TIZAYUCA HIDALGO

## Analítico Mensual de Egresos Pagados por Fuente de Financiamiento al 30/jun/2021 (Cuentas con Movimientos) (Cifras en pesos y centavos)

Fecha y hora de Impresión  
09/jul/2021  
10:29 a.m.

Ucr: EDITH  
Rep: rptAnaliticoPresupuestoEgresos\_FF

Objeto del Gasto	Presupuesto Vigente	Ene	Feb	Mar	Abr	May	Jun	Jul	Ago	Sep	Oct	Nov	Dic	Total	Diferencia (Vigente - Total)
215000 Material Impreso e información digital	\$170,000.00	\$0.00	\$0.00	\$0.00	\$0.00	\$0.00	\$0.00	\$0.00	\$0.00	\$0.00	\$0.00	\$0.00	\$0.00	\$0.00	\$170,000.00
215002 Material Impreso e información digital	\$170,000.00	\$0.00	\$0.00	\$0.00	\$0.00	\$0.00	\$0.00	\$0.00	\$0.00	\$0.00	\$0.00	\$0.00	\$0.00	\$0.00	\$170,000.00
216000 Material de Limpieza	\$439,880.27	\$68,557.25	\$12,879.24	\$173,894.08	\$6,708.14	\$83,166.47	\$34,244.92	\$0.00	\$0.00	\$0.00	\$0.00	\$0.00	\$0.00	\$379,450.10	\$60,430.17
216001 Material de Limpieza	\$439,880.27	\$68,557.25	\$12,879.24	\$173,894.08	\$6,708.14	\$83,166.47	\$34,244.92	\$0.00	\$0.00	\$0.00	\$0.00	\$0.00	\$0.00	\$379,450.10	\$60,430.17
216000 Material para el registro e identificación de personas	\$213,254.88	\$3,094.88	\$45,240.00	\$2,040.00	\$51,232.00	\$0.00	\$0.00	\$0.00	\$0.00	\$0.00	\$0.00	\$0.00	\$0.00	\$101,606.88	\$111,648.00
216003 Material para el registro e identificación de personas	\$213,254.88	\$3,094.88	\$45,240.00	\$2,040.00	\$51,232.00	\$0.00	\$0.00	\$0.00	\$0.00	\$0.00	\$0.00	\$0.00	\$0.00	\$101,606.88	\$111,648.00
220000 Alimentos y utensilios	\$1,591,732.42	\$47,585.76	\$57,406.15	\$51,450.18	\$109,152.34	\$352,725.24	\$169,755.42	\$0.00	\$0.00	\$0.00	\$0.00	\$0.00	\$0.00	\$788,075.09	\$803,657.33
220000 Productos alimenticios para personas	\$884,781.77	\$12,192.21	\$15,818.02	\$21,304.67	\$59,337.77	\$308,581.97	\$135,778.62	\$0.00	\$0.00	\$0.00	\$0.00	\$0.00	\$0.00	\$552,993.26	\$331,788.51
221001 Alimentación de Personas	\$884,781.77	\$12,192.21	\$15,818.02	\$21,304.67	\$59,337.77	\$308,581.97	\$135,778.62	\$0.00	\$0.00	\$0.00	\$0.00	\$0.00	\$0.00	\$552,993.26	\$331,788.51
222000 Productos alimenticios para animales	\$700,000.00	\$30,909.00	\$40,874.43	\$28,794.11	\$49,473.57	\$44,103.27	\$33,976.80	\$0.00	\$0.00	\$0.00	\$0.00	\$0.00	\$0.00	\$228,131.18	\$471,868.82
222001 Alimentación de Animales	\$700,000.00	\$30,909.00	\$40,874.43	\$28,794.11	\$49,473.57	\$44,103.27	\$33,976.80	\$0.00	\$0.00	\$0.00	\$0.00	\$0.00	\$0.00	\$228,131.18	\$471,868.82
223000 Utensilios para el servicio de alimentación	\$6,950.65	\$4,484.55	\$713.70	\$1,351.40	\$341.00	\$60.00	\$0.00	\$0.00	\$0.00	\$0.00	\$0.00	\$0.00	\$0.00	\$6,950.65	\$0.00
223001 Utensilios para el Servicio de Alimentación	\$6,950.65	\$4,484.55	\$713.70	\$1,351.40	\$341.00	\$60.00	\$0.00	\$0.00	\$0.00	\$0.00	\$0.00	\$0.00	\$0.00	\$6,950.65	\$0.00
230000 Materias primas y materiales de producción	\$356,000.00	\$0.00	\$0.00	\$0.00	\$6,495.00	\$0.00	\$0.00	\$0.00	\$0.00	\$0.00	\$0.00	\$0.00	\$0.00	\$6,495.00	\$349,505.00
230000 Productos alimenticios, agropecuarios y for	\$356,000.00	\$0.00	\$0.00	\$0.00	\$6,495.00	\$0.00	\$0.00	\$0.00	\$0.00	\$0.00	\$0.00	\$0.00	\$0.00	\$6,495.00	\$349,505.00
231001 Productos agrícolas	\$356,000.00	\$0.00	\$0.00	\$0.00	\$6,495.00	\$0.00	\$0.00	\$0.00	\$0.00	\$0.00	\$0.00	\$0.00	\$0.00	\$6,495.00	\$349,505.00
237000 Productos de cuero, piel, plástico y hule ad	\$20,000.00	\$0.00	\$0.00	\$0.00	\$0.00	\$0.00	\$0.00	\$0.00	\$0.00	\$0.00	\$0.00	\$0.00	\$0.00	\$0.00	\$20,000.00
237001 Productos de cuero, piel, plástico y hule ad	\$20,000.00	\$0.00	\$0.00	\$0.00	\$0.00	\$0.00	\$0.00	\$0.00	\$0.00	\$0.00	\$0.00	\$0.00	\$0.00	\$0.00	\$20,000.00
240000 Materiales y artículos de construcción y de	\$17,085,761.64	\$33,472.35	\$97,191.25	\$183,556.00	\$356,006.17	\$1,646,679.49	\$220,411.70	\$0.00	\$0.00	\$0.00	\$0.00	\$0.00	\$0.00	\$2,537,316.96	\$14,548,444.68
241000 Productos minerales no metálicos	\$3,000.00	\$0.00	\$0.00	\$0.00	\$0.00	\$1,841.07	\$0.00	\$0.00	\$0.00	\$0.00	\$0.00	\$0.00	\$0.00	\$1,841.07	\$1,158.93
241001 Productos minerales no metálicos	\$3,000.00	\$0.00	\$0.00	\$0.00	\$0.00	\$1,841.07	\$0.00	\$0.00	\$0.00	\$0.00	\$0.00	\$0.00	\$0.00	\$1,841.07	\$1,158.93
242000 Cemento y productos de concreto	\$68,938.90	\$0.00	\$0.00	\$5,156.00	\$13,602.00	\$47,725.63	\$0.00	\$0.00	\$0.00	\$0.00	\$0.00	\$0.00	\$0.00	\$66,483.63	\$2,455.27
242001 Cemento y productos de concreto	\$68,938.90	\$0.00	\$0.00	\$5,156.00	\$13,602.00	\$47,725.63	\$0.00	\$0.00	\$0.00	\$0.00	\$0.00	\$0.00	\$0.00	\$66,483.63	\$2,455.27
244000 Madera y productos de madera	\$4,825.60	\$0.00	\$0.00	\$0.00	\$0.00	\$4,825.60	\$0.00	\$0.00	\$0.00	\$0.00	\$0.00	\$0.00	\$0.00	\$4,825.60	\$0.00
244001 Madera y productos de madera	\$4,825.60	\$0.00	\$0.00	\$0.00	\$0.00	\$4,825.60	\$0.00	\$0.00	\$0.00	\$0.00	\$0.00	\$0.00	\$0.00	\$4,825.60	\$0.00
246000 Material eléctrico y electrónico	\$1,248,952.14	\$33,472.35	\$50,052.75	\$86,891.60	\$100,932.83	\$196,540.26	\$81,012.16	\$0.00	\$0.00	\$0.00	\$0.00	\$0.00	\$0.00	\$548,901.95	\$700,050.19
246001 Material Eléctrico	\$1,248,952.14	\$33,472.35	\$50,052.75	\$86,891.60	\$100,932.83	\$196,540.26	\$81,012.16	\$0.00	\$0.00	\$0.00	\$0.00	\$0.00	\$0.00	\$548,901.95	\$700,050.19
247000 Artículos metálicos para la construcción	\$53,105.00	\$0.00	\$0.00	\$0.00	\$13,823.72	\$38,809.00	\$0.00	\$0.00	\$0.00	\$0.00	\$0.00	\$0.00	\$0.00	\$52,632.72	\$472.28
247001 Artículos metálicos para la construcción	\$53,105.00	\$0.00	\$0.00	\$0.00	\$13,823.72	\$38,809.00	\$0.00	\$0.00	\$0.00	\$0.00	\$0.00	\$0.00	\$0.00	\$52,632.72	\$472.28
248000 Materiales complementarios	\$500,000.00	\$0.00	\$0.00	\$0.00	\$0.00	\$0.00	\$0.00	\$0.00	\$0.00	\$0.00	\$0.00	\$0.00	\$0.00	\$0.00	\$500,000.00
248001 Materiales complementarios	\$500,000.00	\$0.00	\$0.00	\$0.00	\$0.00	\$0.00	\$0.00	\$0.00	\$0.00	\$0.00	\$0.00	\$0.00	\$0.00	\$0.00	\$500,000.00
249000 Otros materiales y artículos de construcción	\$15,206,940.00	\$0.00	\$47,138.50	\$91,508.40	\$227,647.62	\$1,356,937.93	\$139,399.54	\$0.00	\$0.00	\$0.00	\$0.00	\$0.00	\$0.00	\$1,862,831.99	\$13,344,308.01
249001 Otros materiales y artículos de construcción	\$15,206,940.00	\$0.00	\$47,138.50	\$91,508.40	\$227,647.62	\$1,356,937.93	\$139,399.54	\$0.00	\$0.00	\$0.00	\$0.00	\$0.00	\$0.00	\$1,862,831.99	\$13,344,308.01
250000 Productos químicos, farmacéuticos y de l	\$646,346.38	\$9,868.44	\$34,113.48	\$231,176.79	\$228,617.72	\$164,531.06	\$61,099.05	\$0.00	\$0.00	\$0.00	\$0.00	\$0.00	\$0.00	\$519,406.54	\$126,941.84
250000 Fertilizantes, pesticidas y otros agroquímico	\$20,000.00	\$0.00	\$0.00	\$0.00	\$0.00	\$0.00	\$0.00	\$0.00	\$0.00	\$0.00	\$0.00	\$0.00	\$0.00	\$0.00	\$20,000.00
250001 Plaguicidas, Abonos y Fertilizantes	\$20,000.00	\$0.00	\$0.00	\$0.00	\$0.00	\$0.00	\$0.00	\$0.00	\$0.00	\$0.00	\$0.00	\$0.00	\$0.00	\$0.00	\$20,000.00
250000 Medicinas y productos farmacéuticos	\$626,346.38	\$9,868.44	\$34,113.48	\$231,176.79	\$228,617.72	\$164,531.06	\$61,099.05	\$0.00	\$0.00	\$0.00	\$0.00	\$0.00	\$0.00	\$519,406.54	\$106,941.84
250001 Medicinas y Productos Farmacéuticos	\$626,346.38	\$9,868.44	\$34,113.48	\$231,176.79	\$228,617.72	\$164,531.06	\$61,099.05	\$0.00	\$0.00	\$0.00	\$0.00	\$0.00	\$0.00	\$519,406.54	\$106,941.84
260000 Combustibles, lubricantes y aditivos	\$44,285,000.00	\$378,810.89	\$652,948.49	\$549,668.91	\$586,279.54	\$799,352.77	\$777,254.90	\$0.00	\$0.00	\$0.00	\$0.00	\$0.00	\$0.00	\$3,505,315.50	\$10,789,684.50
260001 Combustibles, lubricantes y aditivos	\$44,285,000.00	\$378,810.89	\$652,948.49	\$549,668.91	\$586,279.54	\$799,352.77	\$777,254.90	\$0.00	\$0.00	\$0.00	\$0.00	\$0.00	\$0.00	\$3,505,315.50	\$10,789,684.50







**MUNICIPIO DE TIZAYUCA  
HIDALGO**  
**Análisis Mensual de Egresos Pagados por Fuente de Financiamiento al 30/jun/2021**  
(Cuentas con Movimientos)  
(Cifras en pesos y centavos)

Fecha y hora de impresión | 09/jul/2021 10:29 a.m.

Utr: EDITH  
Rep: rptAnaliticoPresupuestoEgresos\_FF

Objeto del Gasto	Presupuesto Vigente	Ene	Feb	Mar	Abr	May	Jun	Jul	Ago	Sep	Oct	Nov	Dic	Total	Diferencia (Vigente - Total)
261001 Combustibles y Lubricantes vehículos y eq	\$14,295,000.00	\$339,810.89	\$452,948.49	\$549,666.91	\$586,279.54	\$799,352.77	\$777,254.90	\$0.00	\$0.00	\$0.00	\$0.00	\$0.00	\$0.00	\$3,505,315.50	\$10,789,684.50
270000 Vestuario, blancos, prendas de protección	\$1,033,694.44	\$59,800.32	\$44,621.12	\$56,087.08	\$104,377.92	\$15,245.45	\$18,796.03	\$0.00	\$0.00	\$0.00	\$0.00	\$0.00	\$0.00	\$298,927.92	\$734,766.52
271000 Vestuario y uniformes	\$280,938.32	\$16,912.80	\$0.00	\$25,264.80	\$104,377.92	\$14,382.80	\$0.00	\$0.00	\$0.00	\$0.00	\$0.00	\$0.00	\$0.00	\$160,938.32	\$120,000.00
271001 Vestuario, Uniformes	\$280,938.32	\$16,912.80	\$0.00	\$25,264.80	\$104,377.92	\$14,382.80	\$0.00	\$0.00	\$0.00	\$0.00	\$0.00	\$0.00	\$0.00	\$160,938.32	\$120,000.00
272000 Prendas de seguridad y protección persona	\$544,621.12	\$42,887.52	\$44,621.12	\$22,887.28	\$0.00	\$862.65	\$18,796.03	\$0.00	\$0.00	\$0.00	\$0.00	\$0.00	\$0.00	\$129,854.60	\$414,766.52
272001 Prendas de Protección	\$544,621.12	\$42,887.52	\$44,621.12	\$22,887.28	\$0.00	\$862.65	\$18,796.03	\$0.00	\$0.00	\$0.00	\$0.00	\$0.00	\$0.00	\$129,854.60	\$414,766.52
273000 Artículos deportivos	\$208,135.00	\$0.00	\$0.00	\$8,135.00	\$0.00	\$0.00	\$0.00	\$0.00	\$0.00	\$0.00	\$0.00	\$0.00	\$0.00	\$8,135.00	\$200,000.00
273001 Artículos Deportivos	\$208,135.00	\$0.00	\$0.00	\$8,135.00	\$0.00	\$0.00	\$0.00	\$0.00	\$0.00	\$0.00	\$0.00	\$0.00	\$0.00	\$8,135.00	\$200,000.00
280000 Materiales y suministros para seguridad	\$63,800.00	\$0.00	\$0.00	\$63,412.00	\$0.00	\$0.00	\$0.00	\$0.00	\$0.00	\$0.00	\$0.00	\$0.00	\$0.00	\$63,412.00	\$88.00
283000 Prendas de protección para seguridad públ	\$63,800.00	\$0.00	\$0.00	\$63,412.00	\$0.00	\$0.00	\$0.00	\$0.00	\$0.00	\$0.00	\$0.00	\$0.00	\$0.00	\$63,412.00	\$88.00
283001 Prendas de protección para seguridad públ	\$63,800.00	\$0.00	\$0.00	\$63,412.00	\$0.00	\$0.00	\$0.00	\$0.00	\$0.00	\$0.00	\$0.00	\$0.00	\$0.00	\$63,412.00	\$88.00
290000 Herramientas, refacciones y accesorios m	\$1,653,851.99	\$51,176.22	\$49,187.05	\$110,685.75	\$95,031.99	\$203,766.62	\$208,476.37	\$0.00	\$0.00	\$0.00	\$0.00	\$0.00	\$0.00	\$718,223.90	\$935,628.09
291000 Herramientas menores	\$462,371.99	\$20,997.43	\$12,071.76	\$79,850.81	\$62,429.90	\$118,539.97	\$102,801.28	\$0.00	\$0.00	\$0.00	\$0.00	\$0.00	\$0.00	\$396,691.15	\$65,680.84
291001 Herramientas Menores	\$462,371.99	\$20,997.43	\$12,071.76	\$79,850.81	\$62,429.90	\$118,539.97	\$102,801.28	\$0.00	\$0.00	\$0.00	\$0.00	\$0.00	\$0.00	\$396,691.15	\$65,680.84
292000 Refacciones y accesorios menores de edific	\$150,000.00	\$0.00	\$1,276.00	\$15.00	\$553.60	\$3,620.00	\$754.80	\$0.00	\$0.00	\$0.00	\$0.00	\$0.00	\$0.00	\$6,219.40	\$143,780.60
292001 Refacciones y accesorios menores de edific	\$150,000.00	\$0.00	\$1,276.00	\$15.00	\$553.60	\$3,620.00	\$754.80	\$0.00	\$0.00	\$0.00	\$0.00	\$0.00	\$0.00	\$6,219.40	\$143,780.60
294000 Refacciones y accesorios menores de equi	\$94,650.00	\$12,660.00	\$7,100.00	\$11,200.00	\$0.00	\$6,432.04	\$0.00	\$0.00	\$0.00	\$0.00	\$0.00	\$0.00	\$0.00	\$39,392.04	\$55,257.96
294001 Refacciones y accesorios menores de equi	\$94,650.00	\$12,660.00	\$7,100.00	\$11,200.00	\$0.00	\$6,432.04	\$0.00	\$0.00	\$0.00	\$0.00	\$0.00	\$0.00	\$0.00	\$39,392.04	\$55,257.96
296000 Refacciones y accesorios menores de equi	\$66,630.00	\$16,716.99	\$25,100.29	\$19,519.94	\$30,229.61	\$64,770.81	\$89,538.32	\$0.00	\$0.00	\$0.00	\$0.00	\$0.00	\$0.00	\$245,875.96	\$400,954.04
296001 Refacciones	\$66,630.00	\$16,716.99	\$25,100.29	\$19,519.94	\$30,229.61	\$64,770.81	\$89,538.32	\$0.00	\$0.00	\$0.00	\$0.00	\$0.00	\$0.00	\$245,875.96	\$400,954.04
298000 Refacciones y accesorios menores de maq	\$300,000.00	\$801.80	\$3,639.00	\$0.00	\$1,818.88	\$8,403.70	\$15,381.97	\$0.00	\$0.00	\$0.00	\$0.00	\$0.00	\$0.00	\$30,045.35	\$269,954.65
298001 Refacciones y accesorios menores de maq	\$300,000.00	\$801.80	\$3,639.00	\$0.00	\$1,818.88	\$8,403.70	\$15,381.97	\$0.00	\$0.00	\$0.00	\$0.00	\$0.00	\$0.00	\$30,045.35	\$269,954.65
<b>300000 SERVICIOS GENERALES</b>	<b>\$24,508,072.89</b>	<b>\$1,915,587.88</b>	<b>\$1,906,684.56</b>	<b>\$814,395.74</b>	<b>\$1,256,044.00</b>	<b>\$810,647.71</b>	<b>\$1,087,335.35</b>	<b>\$0.00</b>	<b>\$0.00</b>	<b>\$0.00</b>	<b>\$0.00</b>	<b>\$0.00</b>	<b>\$0.00</b>	<b>\$7,460,695.24</b>	<b>\$17,047,377.65</b>
<b>310000 Servicios básicos</b>	<b>\$14,258,280.13</b>	<b>\$1,850,321.59</b>	<b>\$1,382,427.03</b>	<b>\$66,243.42</b>	<b>\$166,748.64</b>	<b>\$85,577.24</b>	<b>\$165,201.50</b>	<b>\$0.00</b>	<b>\$0.00</b>	<b>\$0.00</b>	<b>\$0.00</b>	<b>\$0.00</b>	<b>\$0.00</b>	<b>\$3,456,519.42</b>	<b>\$10,841,760.71</b>
311000 Energía eléctrica	\$13,646,021.63	\$1,589,812.59	\$1,331,578.03	\$29,929.42	\$124,764.14	\$29,815.48	\$89,412.90	\$0.00	\$0.00	\$0.00	\$0.00	\$0.00	\$0.00	\$3,195,312.56	\$10,450,709.07
311001 Servicio de Energía Eléctrica	\$13,646,021.63	\$1,589,812.59	\$1,331,578.03	\$29,929.42	\$124,764.14	\$29,815.48	\$89,412.90	\$0.00	\$0.00	\$0.00	\$0.00	\$0.00	\$0.00	\$3,195,312.56	\$10,450,709.07
312000 Gas	\$4,926.50	\$0.00	\$0.00	\$0.00	\$0.00	\$3,519.50	\$36,017.60	\$0.00	\$0.00	\$0.00	\$0.00	\$0.00	\$0.00	\$80,945.46	-\$56,018.96
312001 Gas	\$4,926.50	\$0.00	\$0.00	\$0.00	\$0.00	\$3,519.50	\$36,017.60	\$0.00	\$0.00	\$0.00	\$0.00	\$0.00	\$0.00	\$80,945.46	-\$56,018.96
314000 Telefonía tradicional	\$497,332.00	\$509.00	\$36,349.00	\$36,314.00	\$38,465.00	\$34,353.40	\$34,471.00	\$0.00	\$0.00	\$0.00	\$0.00	\$0.00	\$0.00	\$180,461.40	\$316,870.60
314001 Servicio Telefónico Tradicional	\$497,332.00	\$509.00	\$36,349.00	\$36,314.00	\$38,465.00	\$34,353.40	\$34,471.00	\$0.00	\$0.00	\$0.00	\$0.00	\$0.00	\$0.00	\$180,461.40	\$316,870.60
317000 Servicios de acceso de Internet, redes y pr	\$150,000.00	\$0.00	\$14,500.00	\$0.00	\$0.00	\$0.00	\$5,300.00	\$0.00	\$0.00	\$0.00	\$0.00	\$0.00	\$0.00	\$19,800.00	\$130,200.00
317001 Servicios de Conducción de Señales Analó	\$150,000.00	\$0.00	\$14,500.00	\$0.00	\$0.00	\$0.00	\$5,300.00	\$0.00	\$0.00	\$0.00	\$0.00	\$0.00	\$0.00	\$19,800.00	\$130,200.00
320000 Servicios de arrendamiento	\$2,653,846.00	\$32,976.80	\$56,301.39	\$27,037.00	\$165,380.01	\$42,280.00	\$127,877.12	\$0.00	\$0.00	\$0.00	\$0.00	\$0.00	\$0.00	\$453,852.32	\$2,179,987.68
320000 Arrendamiento de edificios	\$519,080.00	\$19,080.00	\$21,980.00	\$31,712.01	\$31,712.01	\$42,280.00	\$0.00	\$0.00	\$0.00	\$0.00	\$0.00	\$0.00	\$0.00	\$134,132.01	\$384,947.99
322001 Arrendamiento de edificios	\$519,080.00	\$19,080.00	\$21,980.00	\$31,712.01	\$31,712.01	\$42,280.00	\$0.00	\$0.00	\$0.00	\$0.00	\$0.00	\$0.00	\$0.00	\$134,132.01	\$384,947.99
326000 Arrendamiento de maquinaria, otros equipo	\$1,000,000.00	\$0.00	\$0.00	\$0.00	\$0.00	\$0.00	\$5,234.50	\$0.00	\$0.00	\$0.00	\$0.00	\$0.00	\$0.00	\$5,234.50	\$994,765.50
326001 Arrendamiento de Maquinaria y Equipo	\$1,000,000.00	\$0.00	\$0.00	\$0.00	\$0.00	\$0.00	\$5,234.50	\$0.00	\$0.00	\$0.00	\$0.00	\$0.00	\$0.00	\$5,234.50	\$994,765.50
329000 Otros arrendamientos	\$1,114,760.00	\$13,896.80	\$39,221.39	\$5,057.00	\$133,668.00	\$0.00	\$122,642.62	\$0.00	\$0.00	\$0.00	\$0.00	\$0.00	\$0.00	\$314,465.81	\$800,274.19
329001 Otros arrendamientos	\$1,114,760.00	\$13,896.80	\$39,221.39	\$5,057.00	\$133,668.00	\$0.00	\$122,642.62	\$0.00	\$0.00	\$0.00	\$0.00	\$0.00	\$0.00	\$314,465.81	\$800,274.19
330000 Servicios profesionales, científicos, técn	\$816,445.48	\$0.00	\$472.99	\$42,850.99	\$135,710.74	\$61,374.89	\$17,801.03	\$0.00	\$0.00	\$0.00	\$0.00	\$0.00	\$0.00	\$256,210.64	\$556,234.84





# MUNICIPIO DE TIZAYUCA HIDALGO

## Analítico Mensual de Egresos Pagados por Fuente de Financiamiento al 30/jun/2021 (Cuentas con Movimientos) (Cifras en pesos y centavos)

Fecha y hora de Impresión  
09/jul/2021  
10:29 a.m.

Rep: rptAnaliticoPresupuestoEgresos\_FF

Objeto del Gasto	Presupuesto Vigente	Ene	Feb	Mar	Abr	May	Jun	Jul	ago	Sep	Oct	Nov	Dic	Total	Diferencia (Vigente - Total)
331000	Servicios legales, de contabilidad, auditoría	\$0.00	\$0.00	\$0.00	\$0.00	\$23,200.00	\$0.00	\$0.00	\$0.00	\$0.00	\$0.00	\$0.00	\$0.00	\$23,200.00	\$0.00
331002	Servicios de contabilidad, auditoría y servic	\$0.00	\$0.00	\$0.00	\$0.00	\$23,200.00	\$0.00	\$0.00	\$0.00	\$0.00	\$0.00	\$0.00	\$0.00	\$23,200.00	\$0.00
333000	Servicios de consultoría administrativa, pro	\$500,000.00	\$0.00	\$0.00	\$0.00	\$0.00	\$0.00	\$0.00	\$0.00	\$0.00	\$0.00	\$0.00	\$0.00	\$500,000.00	\$0.00
333001	Servicios de informática	\$500,000.00	\$0.00	\$0.00	\$0.00	\$0.00	\$0.00	\$0.00	\$0.00	\$0.00	\$0.00	\$0.00	\$0.00	\$500,000.00	\$0.00
334000	Servicios de capacitación	\$219,604.00	\$0.00	\$42,804.00	\$117,891.14	\$0.00	\$0.00	\$0.00	\$0.00	\$0.00	\$0.00	\$0.00	\$0.00	\$160,695.14	\$58,908.86
334001	Capacitación	\$200,000.00	\$0.00	\$23,200.00	\$117,891.14	\$0.00	\$0.00	\$0.00	\$0.00	\$0.00	\$0.00	\$0.00	\$0.00	\$141,091.14	\$58,908.86
334002	Capacitación Policial	\$19,604.00	\$0.00	\$19,604.00	\$0.00	\$0.00	\$0.00	\$0.00	\$0.00	\$0.00	\$0.00	\$0.00	\$0.00	\$19,604.00	\$0.00
336000	Servicios de apoyo administrativo, fotocopi	\$56,821.48	\$472.99	\$46.99	\$17,819.60	\$21,354.89	\$17,801.03	\$0.00	\$0.00	\$0.00	\$0.00	\$0.00	\$0.00	\$57,495.50	-\$674.02
336001	Servicios de apoyo administrativo, fotocopi	\$56,821.48	\$472.99	\$46.99	\$17,819.60	\$21,354.89	\$17,801.03	\$0.00	\$0.00	\$0.00	\$0.00	\$0.00	\$0.00	\$57,495.50	-\$674.02
339000	Servicios profesionales, científicos y técnic	\$16,820.00	\$0.00	\$0.00	\$0.00	\$16,820.00	\$0.00	\$0.00	\$0.00	\$0.00	\$0.00	\$0.00	\$0.00	\$16,820.00	\$0.00
339003	Prestación de Servicios Profesionales	\$16,820.00	\$0.00	\$0.00	\$0.00	\$16,820.00	\$0.00	\$0.00	\$0.00	\$0.00	\$0.00	\$0.00	\$0.00	\$16,820.00	\$0.00
340000	Servicios financieros, bancarios y comer	\$355,000.00	\$0.00	\$0.00	\$0.00	\$0.00	\$2,320.00	\$0.00	\$0.00	\$0.00	\$0.00	\$0.00	\$0.00	\$2,320.00	\$352,680.00
341000	Servicios financieros y bancarios	\$5,000.00	\$0.00	\$0.00	\$0.00	\$0.00	\$0.00	\$0.00	\$0.00	\$0.00	\$0.00	\$0.00	\$0.00	\$5,000.00	\$5,000.00
341002	Servicios financieros y bancarios	\$5,000.00	\$0.00	\$0.00	\$0.00	\$0.00	\$0.00	\$0.00	\$0.00	\$0.00	\$0.00	\$0.00	\$0.00	\$5,000.00	\$5,000.00
345000	Seguro de bienes patrimoniales	\$200,000.00	\$0.00	\$0.00	\$0.00	\$0.00	\$0.00	\$0.00	\$0.00	\$0.00	\$0.00	\$0.00	\$0.00	\$200,000.00	\$0.00
345001	Seguros	\$200,000.00	\$0.00	\$0.00	\$0.00	\$0.00	\$0.00	\$0.00	\$0.00	\$0.00	\$0.00	\$0.00	\$0.00	\$200,000.00	\$0.00
347000	Fletes y maniobras	\$150,000.00	\$0.00	\$0.00	\$0.00	\$0.00	\$2,320.00	\$0.00	\$0.00	\$0.00	\$0.00	\$0.00	\$0.00	\$2,320.00	\$147,680.00
347001	Fletes y Maniobras	\$150,000.00	\$0.00	\$0.00	\$0.00	\$0.00	\$2,320.00	\$0.00	\$0.00	\$0.00	\$0.00	\$0.00	\$0.00	\$2,320.00	\$147,680.00
350000	Servicios de instalación, reparación, man	\$3,203,752.66	\$127,896.50	\$312,300.79	\$330,602.21	\$226,274.26	\$443,453.83	\$0.00	\$0.00	\$0.00	\$0.00	\$0.00	\$0.00	\$1,561,061.93	\$1,642,690.73
351000	Conservación y mantenimiento menor de in	\$645,577.66	\$38,373.62	\$80,540.00	\$79,416.70	\$104,787.39	\$159,603.48	\$0.00	\$0.00	\$0.00	\$0.00	\$0.00	\$0.00	\$485,016.77	\$160,560.89
351001	Conservación y mantenimiento menor de in	\$645,577.66	\$38,373.62	\$80,540.00	\$79,416.70	\$104,787.39	\$159,603.48	\$0.00	\$0.00	\$0.00	\$0.00	\$0.00	\$0.00	\$485,016.77	\$160,560.89
352000	Instalación, reparación y mantenimiento de	\$200,000.00	\$0.00	\$0.00	\$1,999.99	\$0.00	\$0.00	\$0.00	\$0.00	\$0.00	\$0.00	\$0.00	\$0.00	\$1,999.99	\$198,000.01
352001	Mantenimiento de Mobiliario y Equipo de A	\$200,000.00	\$0.00	\$0.00	\$1,999.99	\$0.00	\$0.00	\$0.00	\$0.00	\$0.00	\$0.00	\$0.00	\$0.00	\$1,999.99	\$198,000.01
353000	Instalación, reparación y mantenimiento de	\$198,000.00	\$0.00	\$2,900.00	\$406.00	\$0.00	\$3,076.00	\$0.00	\$0.00	\$0.00	\$0.00	\$0.00	\$0.00	\$16,382.00	\$181,618.00
353001	Mantenimiento de bienes informáticos	\$198,000.00	\$0.00	\$2,900.00	\$406.00	\$0.00	\$3,076.00	\$0.00	\$0.00	\$0.00	\$0.00	\$0.00	\$0.00	\$16,382.00	\$181,618.00
355000	Reparación y mantenimiento de equipo de t	\$1,110,077.60	\$74,567.00	\$131,474.17	\$136,570.40	\$103,277.59	\$184,811.26	\$0.00	\$0.00	\$0.00	\$0.00	\$0.00	\$0.00	\$702,947.42	\$407,130.18
355001	Mantenimiento de Vehículos	\$1,110,077.60	\$74,567.00	\$131,474.17	\$136,570.40	\$103,277.59	\$184,811.26	\$0.00	\$0.00	\$0.00	\$0.00	\$0.00	\$0.00	\$702,947.42	\$407,130.18
357000	Instalación, reparación y mantenimiento de	\$610,097.40	\$9,164.00	\$97,386.62	\$112,209.12	\$10,097.40	\$73,650.95	\$0.00	\$0.00	\$0.00	\$0.00	\$0.00	\$0.00	\$302,508.09	\$307,589.31
357001	Mantenimiento de Maquinaria y Equipo	\$610,097.40	\$9,164.00	\$97,386.62	\$112,209.12	\$10,097.40	\$73,650.95	\$0.00	\$0.00	\$0.00	\$0.00	\$0.00	\$0.00	\$302,508.09	\$307,589.31
358000	Servicios de limpieza y manejo de desecho:	\$140,000.00	\$13,671.76	\$0.00	\$0.00	\$0.00	\$22,312.14	\$0.00	\$0.00	\$0.00	\$0.00	\$0.00	\$0.00	\$44,095.78	\$95,904.22
358001	Servicio de Lavandería Limpieza y Fumigac	\$140,000.00	\$13,671.76	\$0.00	\$0.00	\$0.00	\$22,312.14	\$0.00	\$0.00	\$0.00	\$0.00	\$0.00	\$0.00	\$44,095.78	\$95,904.22
359000	Servicios de jardinería y fumigación	\$300,000.00	\$0.00	\$0.00	\$0.00	\$0.00	\$0.00	\$0.00	\$0.00	\$0.00	\$0.00	\$0.00	\$0.00	\$8,111.88	\$291,888.12
359001	Servicios de jardinería y fumigación	\$300,000.00	\$0.00	\$0.00	\$0.00	\$0.00	\$0.00	\$0.00	\$0.00	\$0.00	\$0.00	\$0.00	\$0.00	\$8,111.88	\$291,888.12
360000	Servicios de comunicación social y public	\$1,407,106.30	\$307,279.70	\$310,633.68	\$379,963.00	\$81,229.00	\$81,240.33	\$0.00	\$0.00	\$0.00	\$0.00	\$0.00	\$0.00	\$1,287,957.31	\$119,150.99
361000	Difusión por radio, televisión y otros medio	\$66,400.00	\$0.00	\$51,400.00	\$5,000.00	\$34,800.00	\$0.00	\$0.00	\$0.00	\$0.00	\$0.00	\$0.00	\$0.00	\$92,000.00	-\$25,600.00
361001	Difusión de programas y actividades cuber	\$66,400.00	\$0.00	\$51,400.00	\$5,000.00	\$34,800.00	\$0.00	\$0.00	\$0.00	\$0.00	\$0.00	\$0.00	\$0.00	\$92,000.00	-\$25,600.00
366000	Servicio de creación y difusión de conteni	\$50,000.00	\$0.00	\$0.00	\$34,800.00	\$0.00	\$0.00	\$0.00	\$0.00	\$0.00	\$0.00	\$0.00	\$0.00	\$34,800.00	\$15,200.00
366001	Servicio de creación y difusión de conteni	\$50,000.00	\$0.00	\$0.00	\$34,800.00	\$0.00	\$0.00	\$0.00	\$0.00	\$0.00	\$0.00	\$0.00	\$0.00	\$34,800.00	\$15,200.00
369000	Otros servicios de información	\$1,290,706.30	\$307,279.70	\$259,233.68	\$339,363.00	\$46,429.00	\$91,240.33	\$0.00	\$0.00	\$0.00	\$0.00	\$0.00	\$0.00	\$1,161,157.31	\$129,550.99
369001	Otros servicios de información	\$1,290,706.30	\$307,279.70	\$259,233.68	\$339,363.00	\$46,429.00	\$91,240.33	\$0.00	\$0.00	\$0.00	\$0.00	\$0.00	\$0.00	\$1,161,157.31	\$129,550.99

TIZAYUCA, HGO. 2020-2024  
  
 TIZAYUCA, HGO. 2020-2024

TIZAYUCA, HGO. 2020-2024  
  
 TIZAYUCA, HGO. 2020-2024

TIZAYUCA, HGO. 2020-2024  
  
 TIZAYUCA, HGO. 2020-2024

TIZAYUCA, HGO. 2020-2024  
  
 TIZAYUCA, HGO. 2020-2024




**MUNICIPIO DE TIZAYUCA  
HIDALGO**  
**Análisis Mensual de Egresos Pagados por Fuente de Financiamiento al 30/jun/2021**  
(Cuentas con Movimientos)  
(Cifras en pesos y centavos)


Fecha y hora de Impresión  
09/jul/2021  
10:29 a.m.

Objeto del Gasto	Presupuesto Vigente	Ene	Feb	Mar	Abr	May	Jun	Jul	Ago	Sep	Oct	Nov	Dic	Total	Diferencia (Vigente - Total)
370000 Servicios de traslado y viáticos	\$201,250.00	\$0.00	\$2,500.00	\$5,166.00	\$3,274.00	\$9,020.00	\$3,050.00	\$0.00	\$0.00	\$0.00	\$0.00	\$0.00	\$0.00	\$23,010.00	\$178,240.00
372000 Pasajes terrestres	\$50,000.00	\$0.00	\$0.00	\$0.00	\$0.00	\$0.00	\$0.00	\$0.00	\$0.00	\$0.00	\$0.00	\$0.00	\$0.00	\$0.00	\$50,000.00
372001 Pasajes terrestres	\$50,000.00	\$0.00	\$0.00	\$0.00	\$0.00	\$0.00	\$0.00	\$0.00	\$0.00	\$0.00	\$0.00	\$0.00	\$0.00	\$0.00	\$50,000.00
375000 Viáticos en el país	\$151,250.00	\$0.00	\$2,500.00	\$5,166.00	\$3,274.00	\$9,020.00	\$3,050.00	\$0.00	\$0.00	\$0.00	\$0.00	\$0.00	\$0.00	\$23,010.00	\$128,240.00
375001 Viáticos en el país	\$151,250.00	\$0.00	\$2,500.00	\$5,166.00	\$3,274.00	\$9,020.00	\$3,050.00	\$0.00	\$0.00	\$0.00	\$0.00	\$0.00	\$0.00	\$23,010.00	\$128,240.00
380000 Servicios oficiales	\$900,000.00	\$45,780.00	\$14,500.00	\$4,431.20	\$57,662.24	\$1,000.00	\$169,952.20	\$0.00	\$0.00	\$0.00	\$0.00	\$0.00	\$0.00	\$293,325.64	\$606,674.36
382000 Gastos de orden social y cultural	\$600,000.00	\$45,780.00	\$14,500.00	\$4,431.20	\$53,996.24	\$1,000.00	\$169,952.20	\$0.00	\$0.00	\$0.00	\$0.00	\$0.00	\$0.00	\$289,659.64	\$310,340.36
382001 Gastos de orden social	\$600,000.00	\$45,780.00	\$14,500.00	\$4,431.20	\$53,996.24	\$1,000.00	\$169,952.20	\$0.00	\$0.00	\$0.00	\$0.00	\$0.00	\$0.00	\$289,659.64	\$310,340.36
383000 Congresos y convenciones	\$300,000.00	\$0.00	\$0.00	\$0.00	\$3,666.00	\$0.00	\$0.00	\$0.00	\$0.00	\$0.00	\$0.00	\$0.00	\$0.00	\$3,666.00	\$296,334.00
383001 Congresos, Convenciones	\$300,000.00	\$0.00	\$0.00	\$0.00	\$3,666.00	\$0.00	\$0.00	\$0.00	\$0.00	\$0.00	\$0.00	\$0.00	\$0.00	\$3,666.00	\$296,334.00
390000 Otros servicios generales	\$692,496.32	\$8,363.55	\$13,306.99	\$45,732.66	\$16,703.16	\$3,892.32	\$36,439.34	\$0.00	\$0.00	\$0.00	\$0.00	\$0.00	\$0.00	\$124,437.98	\$567,958.34
391000 Servicios funerarios y de cementerios	\$15,000.00	\$0.00	\$0.00	\$15,000.00	\$0.00	\$0.00	\$0.00	\$0.00	\$0.00	\$0.00	\$0.00	\$0.00	\$0.00	\$15,000.00	\$0.00
391001 Servicios funerarios y de cementerios	\$15,000.00	\$0.00	\$0.00	\$15,000.00	\$0.00	\$0.00	\$0.00	\$0.00	\$0.00	\$0.00	\$0.00	\$0.00	\$0.00	\$15,000.00	\$0.00
392000 Impuestos y derechos	\$220,780.00	\$8,363.55	\$13,306.99	\$30,732.66	\$11,600.00	\$0.00	\$5,433.34	\$0.00	\$0.00	\$0.00	\$0.00	\$0.00	\$0.00	\$69,438.50	\$151,343.50
392001 Impuesto de ISR	\$220,780.00	\$8,363.55	\$13,306.99	\$30,732.66	\$11,600.00	\$0.00	\$5,433.34	\$0.00	\$0.00	\$0.00	\$0.00	\$0.00	\$0.00	\$69,438.50	\$151,343.50
392005 Pago de otros impuestos	\$5,780.00	\$0.00	\$0.00	\$5,780.00	\$0.00	\$0.00	\$0.00	\$0.00	\$0.00	\$0.00	\$0.00	\$0.00	\$0.00	\$5,780.00	\$0.00
392006 Pago de derechos	\$15,000.00	\$0.00	\$0.00	\$15,000.00	\$0.00	\$0.00	\$0.00	\$0.00	\$0.00	\$0.00	\$0.00	\$0.00	\$0.00	\$15,000.00	\$0.00
395000 Penas, multas, accesorios y actualizaciones	\$50,000.00	\$0.00	\$0.00	\$0.00	\$0.00	\$0.00	\$0.00	\$0.00	\$0.00	\$0.00	\$0.00	\$0.00	\$0.00	\$0.00	\$0.00
395001 Penas, multas, accesorios y actualizaciones	\$50,000.00	\$0.00	\$0.00	\$0.00	\$0.00	\$0.00	\$0.00	\$0.00	\$0.00	\$0.00	\$0.00	\$0.00	\$0.00	\$0.00	\$0.00
396000 Impuesto sobre nóminas y otros que se der	\$406,616.32	\$0.00	\$0.00	\$0.00	\$5,103.16	\$3,892.32	\$31,006.00	\$0.00	\$0.00	\$0.00	\$0.00	\$0.00	\$0.00	\$40,001.48	\$9,998.52
396001 Impuesto sobre nóminas y otros que se der	\$406,616.32	\$0.00	\$0.00	\$0.00	\$5,103.16	\$3,892.32	\$31,006.00	\$0.00	\$0.00	\$0.00	\$0.00	\$0.00	\$0.00	\$40,001.48	\$9,998.52
400000 TRANSFERENCIAS, ASIGNACIONES	\$17,995,661.82	\$6,880,016.00	\$3,974,188.40	\$2,025,012.19	\$1,221,302.92	\$466,848.36	\$242,009.49	\$0.00	\$0.00	\$0.00	\$0.00	\$0.00	\$0.00	\$14,809,379.36	\$3,186,282.46
440000 Ayudas sociales	\$17,995,661.82	\$6,880,016.00	\$3,974,188.40	\$2,025,012.19	\$1,221,302.92	\$466,848.36	\$242,009.49	\$0.00	\$0.00	\$0.00	\$0.00	\$0.00	\$0.00	\$14,809,379.36	\$3,186,282.46
441000 Ayudas sociales a personas	\$10,860,661.82	\$5,668,659.00	\$3,609,205.56	\$1,268,442.30	\$208,737.92	\$52,614.08	\$96,760.09	\$0.00	\$0.00	\$0.00	\$0.00	\$0.00	\$0.00	\$10,904,616.95	-\$43,957.13
441001 Ayudas sociales a personas	\$10,860,661.82	\$5,668,659.00	\$3,609,205.56	\$1,268,442.30	\$208,737.92	\$52,614.08	\$96,760.09	\$0.00	\$0.00	\$0.00	\$0.00	\$0.00	\$0.00	\$10,904,616.95	-\$43,957.13
442000 Becas y otras ayudas para programas de cr	\$200,000.00	\$0.00	\$0.00	\$0.00	\$0.00	\$2,500.00	\$0.00	\$0.00	\$0.00	\$0.00	\$0.00	\$0.00	\$0.00	\$2,500.00	\$197,500.00
442001 Becas	\$200,000.00	\$0.00	\$0.00	\$0.00	\$0.00	\$2,500.00	\$0.00	\$0.00	\$0.00	\$0.00	\$0.00	\$0.00	\$0.00	\$2,500.00	\$197,500.00
443000 Ayudas sociales a instituciones de enseñan	\$30,000.00	\$0.00	\$0.00	\$0.00	\$0.00	\$0.00	\$0.00	\$0.00	\$0.00	\$0.00	\$0.00	\$0.00	\$0.00	\$0.00	\$30,000.00
443001 Ayudas sociales a instituciones de enseñan	\$30,000.00	\$0.00	\$0.00	\$0.00	\$0.00	\$0.00	\$0.00	\$0.00	\$0.00	\$0.00	\$0.00	\$0.00	\$0.00	\$0.00	\$30,000.00
445000 Ayudas sociales a instituciones sin fines de	\$6,905,000.00	\$1,211,159.00	\$364,982.84	\$756,569.89	\$1,012,565.00	\$411,734.28	\$145,249.40	\$0.00	\$0.00	\$0.00	\$0.00	\$0.00	\$0.00	\$3,902,260.41	\$3,002,739.59
445003 Ayudas sociales a instituciones sin fines de	\$6,905,000.00	\$1,211,159.00	\$364,982.84	\$756,569.89	\$1,012,565.00	\$411,734.28	\$145,249.40	\$0.00	\$0.00	\$0.00	\$0.00	\$0.00	\$0.00	\$3,902,260.41	\$3,002,739.59
500000 BIENES MUEBLES, INMUEBLES E I	\$4,298,600.80	\$74,730.00	\$178,850.00	\$72,097.00	\$151,640.00	\$205,490.29	\$104,127.00	\$0.00	\$0.00	\$0.00	\$0.00	\$0.00	\$0.00	\$786,934.29	\$3,421,666.51
510000 Mobiliario y equipo de administración	\$1,617,100.00	\$74,730.00	\$109,250.00	\$72,097.00	\$172,760.00	\$205,490.29	\$104,127.00	\$0.00	\$0.00	\$0.00	\$0.00	\$0.00	\$0.00	\$638,454.29	\$978,645.71
511000 Muebles de oficina y estantería	\$500,000.00	\$0.00	\$0.00	\$0.00	\$0.00	\$10,988.96	\$17,500.00	\$0.00	\$0.00	\$0.00	\$0.00	\$0.00	\$0.00	\$28,488.96	\$471,511.04
515000 Equipo de cómputo y de tecnología de la inf	\$1,117,100.00	\$74,730.00	\$109,250.00	\$72,097.00	\$172,760.00	\$194,521.33	\$86,627.00	\$0.00	\$0.00	\$0.00	\$0.00	\$0.00	\$0.00	\$609,985.33	\$507,114.67
515001 Bienes informáticos	\$1,117,100.00	\$74,730.00	\$109,250.00	\$72,097.00	\$172,760.00	\$194,521.33	\$86,627.00	\$0.00	\$0.00	\$0.00	\$0.00	\$0.00	\$0.00	\$609,985.33	\$507,114.67
520000 Otro mobiliario y equipo educacional y recre	\$500,000.00	\$0.00	\$0.00	\$0.00	\$0.00	\$0.00	\$0.00	\$0.00	\$0.00	\$0.00	\$0.00	\$0.00	\$0.00	\$0.00	\$500,000.00
520001 Equipo Educacional y Recreativo	\$500,000.00	\$0.00	\$0.00	\$0.00	\$0.00	\$0.00	\$0.00	\$0.00	\$0.00	\$0.00	\$0.00	\$0.00	\$0.00	\$0.00	\$500,000.00


**SECRETARIO DE FINANZAS**



**PRIDENTE MUNICIPAL**



**TIAYUCA, HGO. 2020-2024**





Utr: EDITH  
Rep: rptAnaliticoPresupuestoEgresos\_FF

**MUNICIPIO DE TIZAYUCA  
HIDALGO**  
**Análisis Mensual de Egresos Pagados por Fuente de Financiamiento al 30/Jun/2021**  
(Cuentas con Movimientos)  
(Cifras en pesos y centavos)

Fecha y hora de Impresión: 09/jun/2021 10:29 a.m.

Objeto del Gasto	Presupuesto Vigente	Ene	Feb	Mar	Abr	May	Jun	Jul	Ago	Sep	Oct	Nov	Dic	Total	Diferencia (Vigente - Total)
540000 Vehículos y equipo de transporte	\$2,000,000.00	\$0.00	\$0.00	\$0.00	\$0.00	\$0.00	\$0.00	\$0.00	\$0.00	\$0.00	\$0.00	\$0.00	\$0.00	\$0.00	\$2,000,000.00
541000 Vehículos y equipo terrestre	\$2,000,000.00	\$0.00	\$0.00	\$0.00	\$0.00	\$0.00	\$0.00	\$0.00	\$0.00	\$0.00	\$0.00	\$0.00	\$0.00	\$0.00	\$2,000,000.00
541001 Vehículos y Equipo Terrestre	\$2,000,000.00	\$0.00	\$0.00	\$0.00	\$0.00	\$0.00	\$0.00	\$0.00	\$0.00	\$0.00	\$0.00	\$0.00	\$0.00	\$0.00	\$2,000,000.00
590000 Activos Intangibles	\$91,500.80	\$0.00	\$0.00	\$0.00	\$78,880.00	\$0.00	\$0.00	\$0.00	\$0.00	\$0.00	\$0.00	\$0.00	\$0.00	\$78,880.00	\$12,620.80
591000 Software	\$91,500.80	\$0.00	\$0.00	\$0.00	\$78,880.00	\$0.00	\$0.00	\$0.00	\$0.00	\$0.00	\$0.00	\$0.00	\$0.00	\$78,880.00	\$12,620.80
591001 Software	\$91,500.80	\$0.00	\$0.00	\$0.00	\$78,880.00	\$0.00	\$0.00	\$0.00	\$0.00	\$0.00	\$0.00	\$0.00	\$0.00	\$78,880.00	\$12,620.80
600000 INVERSION PUBLICA	\$92,453,108.15	\$0.00	\$0.00	\$0.00	\$0.00	\$0.00	\$0.00	\$0.00	\$0.00	\$0.00	\$0.00	\$0.00	\$0.00	\$0.00	\$92,453,108.15
610000 Obra pública en bienes de dominio publico	\$92,453,108.15	\$0.00	\$0.00	\$0.00	\$0.00	\$0.00	\$0.00	\$0.00	\$0.00	\$0.00	\$0.00	\$0.00	\$0.00	\$0.00	\$92,453,108.15
612000 Edificación no habitacional	\$49,226,779.02	\$0.00	\$0.00	\$0.00	\$0.00	\$0.00	\$0.00	\$0.00	\$0.00	\$0.00	\$0.00	\$0.00	\$0.00	\$0.00	\$49,226,779.02
612001 Edificación no habitacional	\$49,226,779.02	\$0.00	\$0.00	\$0.00	\$0.00	\$0.00	\$0.00	\$0.00	\$0.00	\$0.00	\$0.00	\$0.00	\$0.00	\$0.00	\$49,226,779.02
614000 División de terrenos y construcción de obra	\$43,226,329.13	\$0.00	\$0.00	\$0.00	\$0.00	\$0.00	\$0.00	\$0.00	\$0.00	\$0.00	\$0.00	\$0.00	\$0.00	\$0.00	\$43,226,329.13
614001 División de terrenos y construcción de obra	\$43,226,329.13	\$0.00	\$0.00	\$0.00	\$0.00	\$0.00	\$0.00	\$0.00	\$0.00	\$0.00	\$0.00	\$0.00	\$0.00	\$0.00	\$43,226,329.13
<b>Recursos Propios</b>	<b>\$116,843,553.64</b>	<b>\$13,094,296...</b>	<b>\$11,362,463...</b>	<b>\$6,737,055.78</b>	<b>\$9,502,430.25</b>	<b>\$9,403,197.52</b>	<b>\$11,020,122...</b>	<b>\$0.00</b>	<b>\$0.00</b>	<b>\$0.00</b>	<b>\$0.00</b>	<b>\$0.00</b>	<b>\$0.00</b>	<b>\$63,119,975.44</b>	<b>\$53,723,578.20</b>

**810101 FGP Fondo General de Participaciones**

SERVICIOS PERSONALES	Ene	Feb	Mar	Abr	May	Jun	Jul	Ago	Sep	Oct	Nov	Dic	Total	Diferencia (Vigente - Total)
100000 Remuneraciones al personal de carácter f	\$59,994,377.97	\$4,222,847.00	\$3,748,346.00	\$4,279,417.00	\$4,221,675.00	\$3,427,682.00	\$0.00	\$0.00	\$0.00	\$0.00	\$0.00	\$0.00	\$23,714,524.22	\$36,279,853.75
110000 Diarias	\$38,483,886.76	\$2,970,260.00	\$2,511,651.00	\$3,014,933.00	\$3,000,681.00	\$3,526,985.00	\$0.00	\$0.00	\$0.00	\$0.00	\$0.00	\$0.00	\$16,769,956.22	\$21,713,930.54
111000 Diarias	\$11,732,164.00	\$1,105,494.00	\$766,446.00	\$779,322.00	\$779,322.00	\$1,017,380.00	\$0.00	\$0.00	\$0.00	\$0.00	\$0.00	\$0.00	\$5,247,711.00	\$6,484,453.00
113000 Sueldos base al personal permanente	\$11,732,164.00	\$1,105,494.00	\$766,446.00	\$779,322.00	\$779,322.00	\$1,017,380.00	\$0.00	\$0.00	\$0.00	\$0.00	\$0.00	\$0.00	\$5,247,711.00	\$6,484,453.00
113001 Sueldos	\$26,751,722.76	\$1,864,766.00	\$1,743,205.00	\$1,836,144.22	\$2,251,359.00	\$1,609,565.00	\$0.00	\$0.00	\$0.00	\$0.00	\$0.00	\$0.00	\$11,522,245.22	\$15,229,477.54
120000 Remuneraciones al personal de carácter t	\$26,751,722.76	\$1,864,766.00	\$1,743,205.00	\$1,836,144.22	\$2,251,359.00	\$1,609,565.00	\$0.00	\$0.00	\$0.00	\$0.00	\$0.00	\$0.00	\$11,522,245.22	\$15,229,477.54
120000 Sueldos base al personal eventual	\$285,032.02	\$0.00	\$0.00	\$0.00	\$0.00	\$0.00	\$0.00	\$0.00	\$0.00	\$0.00	\$0.00	\$0.00	\$0.00	\$285,032.02
122001 Sueldo Base a Personal Eventual	\$285,032.02	\$0.00	\$0.00	\$0.00	\$0.00	\$0.00	\$0.00	\$0.00	\$0.00	\$0.00	\$0.00	\$0.00	\$0.00	\$285,032.02
130000 Remuneraciones adicionales y especiales	\$5,319,472.15	\$15,408.00	\$18,643.00	\$47,072.00	\$115,263.00	\$56,958.00	\$0.00	\$0.00	\$0.00	\$0.00	\$0.00	\$0.00	\$367,910.00	\$4,951,562.15
131000 Primas por años de servicios electivos pres	\$1,000.00	\$0.00	\$0.00	\$0.00	\$0.00	\$0.00	\$0.00	\$0.00	\$0.00	\$0.00	\$0.00	\$0.00	\$570.00	\$430.00
131001 Prima Quinquenal	\$1,000.00	\$0.00	\$0.00	\$0.00	\$0.00	\$0.00	\$0.00	\$0.00	\$0.00	\$0.00	\$0.00	\$0.00	\$570.00	\$430.00
132000 Primas de vacaciones, dominical y gratifica	\$4,739,215.15	\$0.00	\$0.00	\$99,433.00	\$100,192.00	\$51,488.00	\$0.00	\$0.00	\$0.00	\$0.00	\$0.00	\$0.00	\$251,113.00	\$4,488,102.15
132001 Prima de Vacaciones y Dominical	\$414,696.00	\$0.00	\$0.00	\$97,014.00	\$94,881.00	\$51,488.00	\$0.00	\$0.00	\$0.00	\$0.00	\$0.00	\$0.00	\$243,383.00	\$171,313.00
132002 Gratificación Anual	\$4,324,519.15	\$0.00	\$0.00	\$2,419.00	\$5,311.00	\$0.00	\$0.00	\$0.00	\$0.00	\$0.00	\$0.00	\$0.00	\$7,730.00	\$4,316,789.15
134000 Compensaciones	\$579,257.00	\$15,408.00	\$18,073.00	\$15,133.00	\$15,071.00	\$5,470.00	\$0.00	\$0.00	\$0.00	\$0.00	\$0.00	\$0.00	\$116,227.00	\$463,030.00
134001 Compensaciones	\$579,257.00	\$15,408.00	\$18,073.00	\$15,133.00	\$15,071.00	\$5,470.00	\$0.00	\$0.00	\$0.00	\$0.00	\$0.00	\$0.00	\$116,227.00	\$463,030.00
150000 Otras prestaciones sociales y económicas	\$15,905,987.04	\$1,237,179.00	\$1,152,219.00	\$1,149,718.00	\$1,075,731.00	\$743,759.00	\$0.00	\$0.00	\$0.00	\$0.00	\$0.00	\$0.00	\$6,576,656.00	\$9,329,329.04
152000 Indemnizaciones	\$7,500.00	\$0.00	\$0.00	\$0.00	\$7,389.00	\$0.00	\$0.00	\$0.00	\$0.00	\$0.00	\$0.00	\$0.00	\$7,389.00	\$111.00
152001 Indemnizaciones	\$7,500.00	\$0.00	\$0.00	\$0.00	\$7,389.00	\$0.00	\$0.00	\$0.00	\$0.00	\$0.00	\$0.00	\$0.00	\$7,389.00	\$111.00
154000 Prestaciones contractuales	\$6,229,505.04	\$463,062.00	\$320,018.00	\$328,622.00	\$285,642.00	\$247,506.00	\$0.00	\$0.00	\$0.00	\$0.00	\$0.00	\$0.00	\$1,960,905.00	\$4,248,600.04
154001 Prestaciones establecidas por condiciones	\$6,229,505.04	\$463,062.00	\$320,018.00	\$328,622.00	\$285,642.00	\$247,506.00	\$0.00	\$0.00	\$0.00	\$0.00	\$0.00	\$0.00	\$1,960,905.00	\$4,248,600.04
159000 Otras prestaciones sociales y económicas	\$9,668,982.00	\$774,117.00	\$668,034.00	\$821,096.00	\$782,700.00	\$496,253.00	\$0.00	\$0.00	\$0.00	\$0.00	\$0.00	\$0.00	\$4,588,364.00	\$5,080,618.00
159002 Otras Prestaciones	\$9,668,982.00	\$774,117.00	\$668,034.00	\$821,096.00	\$782,700.00	\$496,253.00	\$0.00	\$0.00	\$0.00	\$0.00	\$0.00	\$0.00	\$4,588,364.00	\$5,080,618.00

TIZAYUCA, HGO. 2020-2024  
SECRETARIO DE FINANZAS

TIZAYUCA, HGO. 2020-2024  
SECRETARIO MUNICIPAL

TIZAYUCA, HGO. 2020-2024  
SECRETARIO MUNICIPAL

Page 6





**MUNICIPIO DE TIZAYUCA**  
**HIDALGO**

**Analitico Mensual de Egresos Pagados por Fuente de Financiamiento al 30/jun/2021**

(Cifras con Movimientos)

Utr: EDITH

Rep: rptAnaliticoPresupuestoEgresos\_FF

Fecha y hora de Impresión

09/jun/2021

10:29 a.m.

Objeto del Gasto	Presupuesto Vigente	Ene	Feb	Mar	Abr	May	Jun	Jul	Ago	Sep	Oct	Nov	Dic	Total	Diferencia (Vigente - Total)
<b>200000 MATERIALES Y SUMINISTROS</b>	<b>\$650,000.00</b>	<b>\$19,840.00</b>	<b>\$19,530.00</b>	<b>\$17,640.00</b>	<b>\$19,530.00</b>	<b>\$18,300.00</b>	<b>\$18,290.00</b>	<b>\$0.00</b>	<b>\$0.00</b>	<b>\$0.00</b>	<b>\$0.00</b>	<b>\$0.00</b>	<b>\$0.00</b>	<b>\$113,130.00</b>	<b>\$536,870.00</b>
Alimentos y utensilios	\$650,000.00	\$19,840.00	\$19,530.00	\$17,640.00	\$19,530.00	\$18,300.00	\$18,290.00	\$0.00	\$0.00	\$0.00	\$0.00	\$0.00	\$0.00	\$113,130.00	\$536,870.00
Productos alimenticios para personas	\$650,000.00	\$19,840.00	\$19,530.00	\$17,640.00	\$19,530.00	\$18,300.00	\$18,290.00	\$0.00	\$0.00	\$0.00	\$0.00	\$0.00	\$0.00	\$113,130.00	\$536,870.00
Alimentación de Personas	\$650,000.00	\$19,840.00	\$19,530.00	\$17,640.00	\$19,530.00	\$18,300.00	\$18,290.00	\$0.00	\$0.00	\$0.00	\$0.00	\$0.00	\$0.00	\$113,130.00	\$536,870.00
<b>300000 SERVICIOS GENERALES</b>	<b>\$259,936.06</b>	<b>\$0.00</b>	<b>\$0.00</b>	<b>\$0.00</b>	<b>\$0.00</b>	<b>\$0.00</b>	<b>\$0.00</b>	<b>\$0.00</b>	<b>\$0.00</b>	<b>\$0.00</b>	<b>\$0.00</b>	<b>\$0.00</b>	<b>\$0.00</b>	<b>\$0.00</b>	<b>\$259,936.06</b>
Servicios financieros, bancarios y comarc	\$2,000.00	\$0.00	\$0.00	\$0.00	\$0.00	\$0.00	\$0.00	\$0.00	\$0.00	\$0.00	\$0.00	\$0.00	\$0.00	\$0.00	\$2,000.00
Servicios financieros y bancos	\$2,000.00	\$0.00	\$0.00	\$0.00	\$0.00	\$0.00	\$0.00	\$0.00	\$0.00	\$0.00	\$0.00	\$0.00	\$0.00	\$0.00	\$2,000.00
Servicios financieros y bancos	\$2,000.00	\$0.00	\$0.00	\$0.00	\$0.00	\$0.00	\$0.00	\$0.00	\$0.00	\$0.00	\$0.00	\$0.00	\$0.00	\$0.00	\$2,000.00
Otros servicios generales	\$257,936.06	\$0.00	\$0.00	\$0.00	\$0.00	\$0.00	\$0.00	\$0.00	\$0.00	\$0.00	\$0.00	\$0.00	\$0.00	\$0.00	\$257,936.06
Impuesto sobre nóminas y otros que se der	\$257,936.06	\$0.00	\$0.00	\$0.00	\$0.00	\$0.00	\$0.00	\$0.00	\$0.00	\$0.00	\$0.00	\$0.00	\$0.00	\$0.00	\$257,936.06
Impuesto sobre nóminas y otros que se der	\$257,936.06	\$0.00	\$0.00	\$0.00	\$0.00	\$0.00	\$0.00	\$0.00	\$0.00	\$0.00	\$0.00	\$0.00	\$0.00	\$0.00	\$257,936.06
<b>400000 TRANSFERENCIAS, ASIGNACIONES</b>	<b>\$6,483,197.33</b>	<b>\$76,257.50</b>	<b>\$441,327.50</b>	<b>\$476,363.50</b>	<b>\$76,257.50</b>	<b>\$76,257.50</b>	<b>\$76,257.50</b>	<b>\$0.00</b>	<b>\$0.00</b>	<b>\$0.00</b>	<b>\$0.00</b>	<b>\$0.00</b>	<b>\$0.00</b>	<b>\$1,222,721.00</b>	<b>\$6,260,476.33</b>
Ayudas sociales	\$6,483,197.33	\$76,257.50	\$441,327.50	\$476,363.50	\$76,257.50	\$76,257.50	\$76,257.50	\$0.00	\$0.00	\$0.00	\$0.00	\$0.00	\$0.00	\$1,222,721.00	\$6,260,476.33
Ayudas sociales a instituciones sin fines de	\$6,483,197.33	\$76,257.50	\$441,327.50	\$476,363.50	\$76,257.50	\$76,257.50	\$76,257.50	\$0.00	\$0.00	\$0.00	\$0.00	\$0.00	\$0.00	\$1,222,721.00	\$6,260,476.33
Ayudas sociales a instituciones sin fines de	\$6,483,197.33	\$76,257.50	\$441,327.50	\$476,363.50	\$76,257.50	\$76,257.50	\$76,257.50	\$0.00	\$0.00	\$0.00	\$0.00	\$0.00	\$0.00	\$1,222,721.00	\$6,260,476.33
<b>FGP Fondo General de Participacione</b>	<b>\$67,387,511.36</b>	<b>\$4,316,944.50</b>	<b>\$4,209,203.50</b>	<b>\$4,308,760.72</b>	<b>\$4,375,004.50</b>	<b>\$4,316,232.50</b>	<b>\$3,522,229.50</b>	<b>\$0.00</b>	<b>\$0.00</b>	<b>\$0.00</b>	<b>\$0.00</b>	<b>\$0.00</b>	<b>\$0.00</b>	<b>\$25,050,375.22</b>	<b>\$42,337,136.14</b>
<b>810201 FFM Fondo de Fomento Municipal</b>	<b>\$30,916,225.54</b>	<b>\$2,184,879.00</b>	<b>\$1,664,856.00</b>	<b>\$1,681,944.00</b>	<b>\$2,020,123.00</b>	<b>\$2,021,639.00</b>	<b>\$2,420,142.00</b>	<b>\$0.00</b>	<b>\$0.00</b>	<b>\$0.00</b>	<b>\$0.00</b>	<b>\$0.00</b>	<b>\$0.00</b>	<b>\$11,993,583.00</b>	<b>\$18,924,642.54</b>
<b>SERVICIOS PERSONALES</b>	<b>\$17,053,054.74</b>	<b>\$1,271,881.00</b>	<b>\$979,703.00</b>	<b>\$989,662.00</b>	<b>\$1,209,177.00</b>	<b>\$1,202,603.00</b>	<b>\$1,362,302.00</b>	<b>\$0.00</b>	<b>\$0.00</b>	<b>\$0.00</b>	<b>\$0.00</b>	<b>\$0.00</b>	<b>\$0.00</b>	<b>\$7,015,328.00</b>	<b>\$10,037,726.74</b>
Remuneraciones al personal de carácter f	\$17,053,054.74	\$1,271,881.00	\$979,703.00	\$989,662.00	\$1,209,177.00	\$1,202,603.00	\$1,362,302.00	\$0.00	\$0.00	\$0.00	\$0.00	\$0.00	\$0.00	\$7,015,328.00	\$10,037,726.74
Sueldos	\$17,053,054.74	\$1,271,881.00	\$979,703.00	\$989,662.00	\$1,209,177.00	\$1,202,603.00	\$1,362,302.00	\$0.00	\$0.00	\$0.00	\$0.00	\$0.00	\$0.00	\$7,015,328.00	\$10,037,726.74
Remuneraciones adicionales y especiales	\$2,554,548.80	\$17,262.00	\$13,794.00	\$54,943.00	\$56,635.00	\$91,857.00	\$107,477.00	\$0.00	\$0.00	\$0.00	\$0.00	\$0.00	\$0.00	\$441,968.00	\$2,212,580.80
Primas de vacaciones, dominical y gratifica	\$2,554,548.80	\$17,262.00	\$13,794.00	\$54,943.00	\$56,635.00	\$91,857.00	\$107,477.00	\$0.00	\$0.00	\$0.00	\$0.00	\$0.00	\$0.00	\$441,968.00	\$2,212,580.80
Prima de Vacaciones y Dominical	\$368,902.40	\$0.00	\$0.00	\$43,124.00	\$43,591.00	\$68,821.00	\$76,802.00	\$0.00	\$0.00	\$0.00	\$0.00	\$0.00	\$0.00	\$254,349.00	\$2,004,455.80
Compensaciones	\$295,744.00	\$17,262.00	\$13,794.00	\$11,819.00	\$13,044.00	\$13,044.00	\$18,656.00	\$0.00	\$0.00	\$0.00	\$0.00	\$0.00	\$0.00	\$87,619.00	\$208,125.00
Compensaciones	\$295,744.00	\$17,262.00	\$13,794.00	\$11,819.00	\$13,044.00	\$13,044.00	\$18,656.00	\$0.00	\$0.00	\$0.00	\$0.00	\$0.00	\$0.00	\$87,619.00	\$208,125.00
Otras prestaciones sociales y económicas	\$11,310,622.00	\$695,736.00	\$671,359.00	\$637,339.00	\$754,311.00	\$727,179.00	\$950,363.00	\$0.00	\$0.00	\$0.00	\$0.00	\$0.00	\$0.00	\$4,636,287.00	\$6,674,335.00
Prestaciones contractuales	\$6,500,257.00	\$468,200.00	\$256,067.00	\$237,725.00	\$258,445.00	\$240,193.00	\$398,783.00	\$0.00	\$0.00	\$0.00	\$0.00	\$0.00	\$0.00	\$1,859,413.00	\$4,640,844.00
Prestaciones estables por condiciones	\$6,500,257.00	\$468,200.00	\$256,067.00	\$237,725.00	\$258,445.00	\$240,193.00	\$398,783.00	\$0.00	\$0.00	\$0.00	\$0.00	\$0.00	\$0.00	\$1,859,413.00	\$4,640,844.00
Ayuda para Útiles Escolares	\$200,000.00	\$0.00	\$0.00	\$0.00	\$0.00	\$0.00	\$0.00	\$0.00	\$0.00	\$0.00	\$0.00	\$0.00	\$0.00	\$0.00	\$200,000.00
Otras prestaciones sociales y económicas	\$4,810,365.00	\$427,536.00	\$415,292.00	\$399,614.00	\$495,866.00	\$486,986.00	\$551,560.00	\$0.00	\$0.00	\$0.00	\$0.00	\$0.00	\$0.00	\$2,776,874.00	\$2,033,491.00
Otras Prestaciones	\$4,810,365.00	\$427,536.00	\$415,292.00	\$399,614.00	\$495,866.00	\$486,986.00	\$551,560.00	\$0.00	\$0.00	\$0.00	\$0.00	\$0.00	\$0.00	\$2,776,874.00	\$2,033,491.00
<b>SERVICIOS GENERALES</b>	<b>\$189,376.82</b>	<b>\$0.00</b>	<b>\$0.00</b>	<b>\$0.00</b>	<b>\$0.00</b>	<b>\$0.00</b>	<b>\$0.00</b>	<b>\$0.00</b>	<b>\$0.00</b>	<b>\$0.00</b>	<b>\$0.00</b>	<b>\$0.00</b>	<b>\$0.00</b>	<b>\$0.00</b>	<b>\$189,376.82</b>
Otros servicios generales	\$189,376.82	\$0.00	\$0.00	\$0.00	\$0.00	\$0.00	\$0.00	\$0.00	\$0.00	\$0.00	\$0.00	\$0.00	\$0.00	\$0.00	\$189,376.82
Impuesto sobre nóminas y otros que se der	\$189,376.82	\$0.00	\$0.00	\$0.00	\$0.00	\$0.00	\$0.00	\$0.00	\$0.00	\$0.00	\$0.00	\$0.00	\$0.00	\$0.00	\$189,376.82
Impuesto sobre nóminas y otros que se der	\$189,376.82	\$0.00	\$0.00	\$0.00	\$0.00	\$0.00	\$0.00	\$0.00	\$0.00	\$0.00	\$0.00	\$0.00	\$0.00	\$0.00	\$189,376.82
<b>FFM Fondo de Fomento Municipal</b>	<b>\$30,916,225.54</b>	<b>\$2,184,879.00</b>	<b>\$1,664,856.00</b>	<b>\$1,681,944.00</b>	<b>\$2,020,123.00</b>	<b>\$2,021,639.00</b>	<b>\$2,420,142.00</b>	<b>\$0.00</b>	<b>\$0.00</b>	<b>\$0.00</b>	<b>\$0.00</b>	<b>\$0.00</b>	<b>\$0.00</b>	<b>\$11,993,583.00</b>	<b>\$18,924,642.54</b>

TIZAYUCA, HGO. 2020-2024

TIZAYUCA, HGO. 2020-2024

TIZAYUCA, HGO. 2020-2024

SECRETARIO DE FINANZAS

SECRETARIO MUNICIPAL

SECRETARIO MUNICIPAL



**MUNICIPIO DE TIZAYUCA  
HIDALGO**

**Analítico Mensual de Egresos Pagados por Fuente de Financiamiento al 30/jun/2021**  
(Cuentas con Movimientos)  
(Cifras en pesos y centavos)

Fecha y hora de Impresión | 09/jul/2021 | 10:29 a.m.

Usu: EDITH  
Rep: rptAnaliticoPresupuestoEgresos\_FF

Objeto del Gasto	Presupuesto Vigente	Ene	Feb	Mar	Abr	May	Jun	Jul	Ago	Sep	Oct	Nov	Dic	Total	Diferencia (Vigente - Total)
<b>810301 FOFIR Fondo de Fiscalización y Recaudación</b>															
<b>SERVICIOS PERSONALES</b>	\$995,835.15	\$0.00	\$0.00	\$0.00	\$0.00	\$0.00	\$0.00	\$0.00	\$0.00	\$0.00	\$0.00	\$0.00	\$0.00	\$0.00	\$995,835.15
120000 Remuneraciones al personal de carácter t	\$860,474.73	\$0.00	\$0.00	\$0.00	\$0.00	\$0.00	\$0.00	\$0.00	\$0.00	\$0.00	\$0.00	\$0.00	\$0.00	\$0.00	\$860,474.73
121000 Honorarios asimilables a salarios	\$190,472.33	\$0.00	\$0.00	\$0.00	\$0.00	\$0.00	\$0.00	\$0.00	\$0.00	\$0.00	\$0.00	\$0.00	\$0.00	\$0.00	\$190,472.33
121001 Honorarios Asimilados	\$190,472.33	\$0.00	\$0.00	\$0.00	\$0.00	\$0.00	\$0.00	\$0.00	\$0.00	\$0.00	\$0.00	\$0.00	\$0.00	\$0.00	\$190,472.33
122000 Sueldos base al personal eventual	\$670,002.40	\$0.00	\$0.00	\$0.00	\$0.00	\$0.00	\$0.00	\$0.00	\$0.00	\$0.00	\$0.00	\$0.00	\$0.00	\$0.00	\$670,002.40
122001 Sueldo Base a Personal Eventual	\$670,002.40	\$0.00	\$0.00	\$0.00	\$0.00	\$0.00	\$0.00	\$0.00	\$0.00	\$0.00	\$0.00	\$0.00	\$0.00	\$0.00	\$670,002.40
130000 Remuneraciones adicionales y especiales	\$135,360.42	\$0.00	\$0.00	\$0.00	\$0.00	\$0.00	\$0.00	\$0.00	\$0.00	\$0.00	\$0.00	\$0.00	\$0.00	\$0.00	\$135,360.42
132000 Primas de vacaciones, dominical y gratifica	\$135,360.42	\$0.00	\$0.00	\$0.00	\$0.00	\$0.00	\$0.00	\$0.00	\$0.00	\$0.00	\$0.00	\$0.00	\$0.00	\$0.00	\$135,360.42
132002 Gratificación Anual	\$135,360.42	\$0.00	\$0.00	\$0.00	\$0.00	\$0.00	\$0.00	\$0.00	\$0.00	\$0.00	\$0.00	\$0.00	\$0.00	\$0.00	\$135,360.42
<b>MATERIALES Y SUMINISTROS</b>	\$286,257.85	\$0.00	\$0.00	\$0.00	\$0.00	\$0.00	\$0.00	\$0.00	\$0.00	\$0.00	\$0.00	\$0.00	\$0.00	\$0.00	\$286,257.85
260000 Combustibles, lubricantes y aditivos	\$286,257.85	\$0.00	\$0.00	\$0.00	\$0.00	\$0.00	\$0.00	\$0.00	\$0.00	\$0.00	\$0.00	\$0.00	\$0.00	\$0.00	\$286,257.85
261000 Combustibles, lubricantes y aditivos	\$286,257.85	\$0.00	\$0.00	\$0.00	\$0.00	\$0.00	\$0.00	\$0.00	\$0.00	\$0.00	\$0.00	\$0.00	\$0.00	\$0.00	\$286,257.85
261001 Combustibles y Lubricantes vehiculos y eqt	\$286,257.85	\$0.00	\$0.00	\$0.00	\$0.00	\$0.00	\$0.00	\$0.00	\$0.00	\$0.00	\$0.00	\$0.00	\$0.00	\$0.00	\$286,257.85
<b>SERVICIOS GENERALES</b>	\$1,075,652.00	\$0.00	\$0.00	\$0.00	\$0.00	\$0.00	\$0.00	\$0.00	\$0.00	\$0.00	\$0.00	\$0.00	\$0.00	\$0.00	\$1,075,652.00
350000 Servicios de instalación, reparación, man	\$155,499.00	\$0.00	\$0.00	\$0.00	\$0.00	\$0.00	\$0.00	\$0.00	\$0.00	\$0.00	\$0.00	\$0.00	\$0.00	\$0.00	\$155,499.00
353000 Instalación, reparación y mantenimiento de	\$155,499.00	\$0.00	\$0.00	\$0.00	\$0.00	\$0.00	\$0.00	\$0.00	\$0.00	\$0.00	\$0.00	\$0.00	\$0.00	\$0.00	\$155,499.00
353001 Mantenimiento de bienes informáticos	\$155,499.00	\$0.00	\$0.00	\$0.00	\$0.00	\$0.00	\$0.00	\$0.00	\$0.00	\$0.00	\$0.00	\$0.00	\$0.00	\$0.00	\$155,499.00
360000 Servicios de comunicación social y public	\$920,153.00	\$0.00	\$0.00	\$0.00	\$0.00	\$0.00	\$0.00	\$0.00	\$0.00	\$0.00	\$0.00	\$0.00	\$0.00	\$0.00	\$920,153.00
361000 Difusión por radio, televisión y otros medio	\$920,153.00	\$0.00	\$0.00	\$0.00	\$0.00	\$0.00	\$0.00	\$0.00	\$0.00	\$0.00	\$0.00	\$0.00	\$0.00	\$0.00	\$920,153.00
361001 Difusión de programas y actividades guberr	\$920,153.00	\$0.00	\$0.00	\$0.00	\$0.00	\$0.00	\$0.00	\$0.00	\$0.00	\$0.00	\$0.00	\$0.00	\$0.00	\$0.00	\$920,153.00
<b>BIENES MUEBLES, INMUEBLES E II</b>	\$75,000.00	\$0.00	\$0.00	\$0.00	\$0.00	\$0.00	\$0.00	\$0.00	\$0.00	\$0.00	\$0.00	\$0.00	\$0.00	\$0.00	\$75,000.00
510000 Mobiliario y equipo de administración	\$75,000.00	\$0.00	\$0.00	\$0.00	\$0.00	\$0.00	\$0.00	\$0.00	\$0.00	\$0.00	\$0.00	\$0.00	\$0.00	\$0.00	\$75,000.00
515000 Equipo de cómputo y de tecnología de la int	\$75,000.00	\$0.00	\$0.00	\$0.00	\$0.00	\$0.00	\$0.00	\$0.00	\$0.00	\$0.00	\$0.00	\$0.00	\$0.00	\$0.00	\$75,000.00
515001 Bienes informáticos	\$75,000.00	\$0.00	\$0.00	\$0.00	\$0.00	\$0.00	\$0.00	\$0.00	\$0.00	\$0.00	\$0.00	\$0.00	\$0.00	\$0.00	\$75,000.00
<b>FOFIR Fondo de Fiscalización y Recat</b>	\$2,432,745.00	\$0.00	\$0.00	\$0.00	\$0.00	\$0.00	\$0.00	\$0.00	\$0.00	\$0.00	\$0.00	\$0.00	\$0.00	\$0.00	\$2,432,745.00

**810401 CISAN Compensación del Impuesto Sobre Automoviles Nuevos**

Objeto del Gasto	Presupuesto Vigente	Ene	Feb	Mar	Abr	May	Jun	Jul	Ago	Sep	Oct	Nov	Dic	Total	Diferencia (Vigente - Total)
<b>SERVICIOS PERSONALES</b>	\$125,819.04	\$0.00	\$0.00	\$0.00	\$0.00	\$0.00	\$0.00	\$0.00	\$0.00	\$0.00	\$0.00	\$0.00	\$0.00	\$0.00	\$125,819.04
160000 Previsiones	\$125,819.04	\$0.00	\$0.00	\$0.00	\$0.00	\$0.00	\$0.00	\$0.00	\$0.00	\$0.00	\$0.00	\$0.00	\$0.00	\$0.00	\$125,819.04
161000 Previsiones de carácter laboral, económica	\$125,819.04	\$0.00	\$0.00	\$0.00	\$0.00	\$0.00	\$0.00	\$0.00	\$0.00	\$0.00	\$0.00	\$0.00	\$0.00	\$0.00	\$125,819.04
161001 Provisiones sobre remuneraciones	\$125,819.04	\$0.00	\$0.00	\$0.00	\$0.00	\$0.00	\$0.00	\$0.00	\$0.00	\$0.00	\$0.00	\$0.00	\$0.00	\$0.00	\$125,819.04
<b>CISAN Compensación del Impuesto S</b>	\$125,819.04	\$0.00	\$0.00	\$0.00	\$0.00	\$0.00	\$0.00	\$0.00	\$0.00	\$0.00	\$0.00	\$0.00	\$0.00	\$0.00	\$125,819.04

**810601 ISAN Impuesto Sobre Automoviles Nuevos**

Objeto del Gasto	Presupuesto Vigente	Ene	Feb	Mar	Abr	May	Jun	Jul	Ago	Sep	Oct	Nov	Dic	Total	Diferencia (Vigente - Total)
<b>SERVICIOS PERSONALES</b>	\$550,593.00	\$27,602.00	\$10,029.00	\$124,575.00	\$65,167.00	\$0.00	\$0.00	\$0.00	\$0.00	\$0.00	\$0.00	\$0.00	\$0.00	\$327,373.00	\$223,220.00

TIZAYUCA, HIDALGO, 30 de JUNIO de 2021

SECRETARÍA DE FISCALÍAS

*[Firma]*

TIZAYUCA, HIDALGO, 30 de JUNIO de 2021

SECRETARÍA DE FISCALÍAS

*[Firma]*





**MUNICIPIO DE TIZAYUCA  
HIDALGO**  
**Analítico Mensual de Egresos Pagados por Fuente de Financiamiento al 30/jun/2021**  
(Cuentas con Movimientos)  
(Cifras en pesos y centavos)

Fecha y hora de Impresión: 09/jun/2021 10:29 a.m.

Usu: EDITH  
Rep: rptAnaliticoPresupuestoEgresos\_FF

Objeto del Gasto	Presupuesto Vigente	Ene	Feb	Mar	Abr	May	Jun	Jul	Ago	Sep	Oct	Nov	Dic	Total	Diferencia (Vigente - Total)
110000 Remuneraciones al personal de carácter f	\$251,066.09	\$13,420.00	\$64,418.00	\$72,885.00	\$42,116.00	\$0.00	\$0.00	\$0.00	\$0.00	\$0.00	\$0.00	\$0.00	\$0.00	\$192,839.00	\$58,227.09
113000 Sueldos base al personal permanente	\$251,066.09	\$13,420.00	\$64,418.00	\$72,885.00	\$42,116.00	\$0.00	\$0.00	\$0.00	\$0.00	\$0.00	\$0.00	\$0.00	\$0.00	\$192,839.00	\$58,227.09
113001 Sueldos	\$251,066.09	\$13,420.00	\$64,418.00	\$72,885.00	\$42,116.00	\$0.00	\$0.00	\$0.00	\$0.00	\$0.00	\$0.00	\$0.00	\$0.00	\$192,839.00	\$58,227.09
130000 Remuneraciones adicionales y especiales	\$42,844.35	\$0.00	\$126.00	\$252.00	\$126.00	\$0.00	\$0.00	\$0.00	\$0.00	\$0.00	\$0.00	\$0.00	\$0.00	\$504.00	\$42,340.35
130000 Remuneraciones adicionales y especiales	\$42,844.35	\$0.00	\$0.00	\$0.00	\$0.00	\$0.00	\$0.00	\$0.00	\$0.00	\$0.00	\$0.00	\$0.00	\$0.00	\$0.00	\$42,844.35
132002 Prima de vacaciones, dominical y gratifica	\$41,844.35	\$0.00	\$0.00	\$0.00	\$0.00	\$0.00	\$0.00	\$0.00	\$0.00	\$0.00	\$0.00	\$0.00	\$0.00	\$0.00	\$41,844.35
134000 Compensaciones	\$1,000.00	\$0.00	\$126.00	\$252.00	\$126.00	\$0.00	\$0.00	\$0.00	\$0.00	\$0.00	\$0.00	\$0.00	\$0.00	\$504.00	\$496.00
134001 Compensaciones	\$1,000.00	\$0.00	\$126.00	\$252.00	\$126.00	\$0.00	\$0.00	\$0.00	\$0.00	\$0.00	\$0.00	\$0.00	\$0.00	\$504.00	\$496.00
150000 Otras prestaciones sociales y económicas	\$220,808.00	\$14,182.00	\$45,485.00	\$51,438.00	\$22,925.00	\$0.00	\$0.00	\$0.00	\$0.00	\$0.00	\$0.00	\$0.00	\$0.00	\$134,030.00	\$86,778.00
154000 Prestaciones contractuales	\$50,000.00	\$0.00	\$16,896.00	\$18,068.00	\$9,034.00	\$0.00	\$0.00	\$0.00	\$0.00	\$0.00	\$0.00	\$0.00	\$0.00	\$43,998.00	\$6,002.00
154001 Prestaciones establecidas por condiciones	\$50,000.00	\$0.00	\$16,896.00	\$18,068.00	\$9,034.00	\$0.00	\$0.00	\$0.00	\$0.00	\$0.00	\$0.00	\$0.00	\$0.00	\$43,998.00	\$6,002.00
159000 Otras prestaciones sociales y económicas	\$170,808.00	\$14,182.00	\$28,589.00	\$33,370.00	\$13,891.00	\$0.00	\$0.00	\$0.00	\$0.00	\$0.00	\$0.00	\$0.00	\$0.00	\$90,032.00	\$80,776.00
159002 Otras Prestaciones	\$170,808.00	\$14,182.00	\$28,589.00	\$33,370.00	\$13,891.00	\$0.00	\$0.00	\$0.00	\$0.00	\$0.00	\$0.00	\$0.00	\$0.00	\$90,032.00	\$80,776.00
160000 Provisiones	\$35,874.56	\$0.00	\$0.00	\$0.00	\$0.00	\$0.00	\$0.00	\$0.00	\$0.00	\$0.00	\$0.00	\$0.00	\$0.00	\$0.00	\$35,874.56
161000 Provisiones de carácter laboral, económica	\$35,874.56	\$0.00	\$0.00	\$0.00	\$0.00	\$0.00	\$0.00	\$0.00	\$0.00	\$0.00	\$0.00	\$0.00	\$0.00	\$0.00	\$35,874.56
161001 Provisiones sobre remuneraciones	\$35,874.56	\$0.00	\$0.00	\$0.00	\$0.00	\$0.00	\$0.00	\$0.00	\$0.00	\$0.00	\$0.00	\$0.00	\$0.00	\$0.00	\$35,874.56
300000 SERVICIOS GENERALES	\$54,820.00	\$0.00	\$1,218.00	\$0.00	\$0.00	\$0.00	\$0.00	\$0.00	\$0.00	\$0.00	\$0.00	\$0.00	\$0.00	\$1,218.00	\$53,602.00
340000 Servicios financieros, bancarios y comer	\$10,000.00	\$0.00	\$1,218.00	\$0.00	\$0.00	\$0.00	\$0.00	\$0.00	\$0.00	\$0.00	\$0.00	\$0.00	\$0.00	\$1,218.00	\$8,782.00
341000 Servicios financieros y bancarios	\$10,000.00	\$0.00	\$1,218.00	\$0.00	\$0.00	\$0.00	\$0.00	\$0.00	\$0.00	\$0.00	\$0.00	\$0.00	\$0.00	\$1,218.00	\$8,782.00
341001 Intereses, Descuentos, y otros Servicios Ba	\$10,000.00	\$0.00	\$1,218.00	\$0.00	\$0.00	\$0.00	\$0.00	\$0.00	\$0.00	\$0.00	\$0.00	\$0.00	\$0.00	\$1,218.00	\$8,782.00
390000 Otros servicios generales	\$44,820.00	\$0.00	\$0.00	\$0.00	\$0.00	\$0.00	\$0.00	\$0.00	\$0.00	\$0.00	\$0.00	\$0.00	\$0.00	\$0.00	\$44,820.00
398000 Impuesto sobre nóminas y otros que se der	\$44,820.00	\$0.00	\$0.00	\$0.00	\$0.00	\$0.00	\$0.00	\$0.00	\$0.00	\$0.00	\$0.00	\$0.00	\$0.00	\$0.00	\$44,820.00
398001 Impuesto sobre nóminas y otros que se der	\$44,820.00	\$0.00	\$0.00	\$0.00	\$0.00	\$0.00	\$0.00	\$0.00	\$0.00	\$0.00	\$0.00	\$0.00	\$0.00	\$0.00	\$44,820.00
<b>ISAN Impuesto Sobre Automoviles Nu</b>	<b>\$605,413.00</b>	<b>\$27,602.00</b>	<b>\$111,247.00</b>	<b>\$124,575.00</b>	<b>\$65,187.00</b>	<b>\$0.00</b>	<b>\$0.00</b>	<b>\$0.00</b>	<b>\$0.00</b>	<b>\$0.00</b>	<b>\$0.00</b>	<b>\$0.00</b>	<b>\$0.00</b>	<b>\$328,591.00</b>	<b>\$276,822.00</b>

**810602 IEPS GASOLINA Impuesto Especial Sobre Producción y Servicios**

SERVICIOS PERSONALES	Ene	Feb	Mar	Abr	May	Jun	Jul	Ago	Sep	Oct	Nov	Dic	Total	Diferencia (Vigente - Total)
110000 Remuneraciones al personal de carácter f	\$1,635,181.44	\$107,389.00	\$114,094.00	\$56,890.00	\$61,453.00	\$0.00	\$0.00	\$0.00	\$0.00	\$0.00	\$0.00	\$0.00	\$812,750.00	\$2,411,139.20
113000 Sueldos base al personal permanente	\$1,635,181.44	\$107,389.00	\$114,094.00	\$56,890.00	\$61,453.00	\$0.00	\$0.00	\$0.00	\$0.00	\$0.00	\$0.00	\$0.00	\$478,384.00	\$1,156,797.44
113001 Sueldos	\$1,635,181.44	\$107,389.00	\$114,094.00	\$56,890.00	\$61,453.00	\$0.00	\$0.00	\$0.00	\$0.00	\$0.00	\$0.00	\$0.00	\$478,384.00	\$1,156,797.44
130000 Remuneraciones adicionales y especiales	\$98,991.76	\$0.00	\$12,361.00	\$24,604.00	\$0.00	\$0.00	\$0.00	\$0.00	\$0.00	\$0.00	\$0.00	\$0.00	\$374,387.76	\$62,604.76
132000 Prima de vacaciones, dominical y gratifica	\$98,991.76	\$0.00	\$0.00	\$0.00	\$0.00	\$0.00	\$0.00	\$0.00	\$0.00	\$0.00	\$0.00	\$0.00	\$24,604.00	\$74,387.76
132001 Prima de Vacaciones y Dominical	\$98,991.76	\$0.00	\$0.00	\$0.00	\$0.00	\$0.00	\$0.00	\$0.00	\$0.00	\$0.00	\$0.00	\$0.00	\$24,604.00	\$74,387.76
132002 Gratificación Anual	\$374,387.76	\$0.00	\$0.00	\$0.00	\$0.00	\$0.00	\$0.00	\$0.00	\$0.00	\$0.00	\$0.00	\$0.00	\$0.00	\$374,387.76
134000 Compensaciones	\$300,000.00	\$0.00	\$12,361.00	\$0.00	\$0.00	\$0.00	\$0.00	\$0.00	\$0.00	\$0.00	\$0.00	\$0.00	\$12,361.00	\$287,639.00
134001 Compensaciones	\$300,000.00	\$0.00	\$12,361.00	\$0.00	\$0.00	\$0.00	\$0.00	\$0.00	\$0.00	\$0.00	\$0.00	\$0.00	\$12,361.00	\$287,639.00
150000 Otras prestaciones sociales y económicas	\$887,716.00	\$89,717.00	\$62,098.00	\$31,953.00	\$31,999.00	\$0.00	\$0.00	\$0.00	\$0.00	\$0.00	\$0.00	\$0.00	\$297,401.00	\$590,315.00
154000 Prestaciones contractuales	\$756,324.00	\$38,838.00	\$39,438.00	\$19,719.00	\$19,719.00	\$0.00	\$0.00	\$0.00	\$0.00	\$0.00	\$0.00	\$0.00	\$177,522.00	\$578,802.00
154001 Prestaciones establecidas por condiciones	\$756,324.00	\$38,838.00	\$39,438.00	\$19,719.00	\$19,719.00	\$0.00	\$0.00	\$0.00	\$0.00	\$0.00	\$0.00	\$0.00	\$177,522.00	\$578,802.00

TIZAYUCA, HGO. 2021-2024  
SECRETARÍA DE FINANZAS  
PRESIDENTE MUNICIPAL  
TIZAYUCA, HGO. 2021-2024  
SECRETARÍA MUNICIPAL





**MUNICIPIO DE TIZAYUCA  
HIDALGO**

**Analítico Mensual de Egresos Pagados por Fuente de Financiamiento al 30/jun/2021**

(Cuentas con Movimientos)

Fecha y hora de Impresión  
09/jun/2021  
10:29 a.m.

Utr: EDITH  
Rep: rptAnaliticoPresupuestoEgresos\_FF

Objeto del Gasto	Presupuesto Vigente	Ene	Feb	Mar	Abr	May	Jun	Jul	Ago	Sep	Oct	Nov	Dic	Total	Diferencia (Vigente - Total)
<b>810612 IEPs TABACO Impuesto Especial Sobre Producción y Servicios</b>															
<b>SERVICIOS PERSONALES</b>	\$1,181,471.03	\$96,770.00	\$86,360.00	\$87,193.00	\$90,788.00	\$45,379.00	\$0.00	\$0.00	\$0.00	\$0.00	\$0.00	\$0.00	\$0.00	\$406,460.00	\$781,011.03
110000 Remuneraciones al personal de carácter f	\$301,336.80	\$53,363.00	\$46,776.00	\$50,278.00	\$53,260.00	\$26,630.00	\$0.00	\$0.00	\$0.00	\$0.00	\$0.00	\$0.00	\$0.00	\$230,307.00	\$71,029.80
113000 Sueldos base al personal permanente	\$301,336.80	\$53,363.00	\$46,776.00	\$50,278.00	\$53,260.00	\$26,630.00	\$0.00	\$0.00	\$0.00	\$0.00	\$0.00	\$0.00	\$0.00	\$230,307.00	\$71,029.80
113001 Sueldos	\$301,336.80	\$53,363.00	\$46,776.00	\$50,278.00	\$53,260.00	\$26,630.00	\$0.00	\$0.00	\$0.00	\$0.00	\$0.00	\$0.00	\$0.00	\$230,307.00	\$71,029.80
130000 Remuneraciones adicionales y especiales	\$69,956.18	\$0.00	\$0.00	\$0.00	\$0.00	\$0.00	\$0.00	\$0.00	\$0.00	\$0.00	\$0.00	\$0.00	\$0.00	\$0.00	\$69,956.18
132000 Primas de vacaciones, dominical y gratifica	\$69,956.18	\$0.00	\$0.00	\$0.00	\$0.00	\$0.00	\$0.00	\$0.00	\$0.00	\$0.00	\$0.00	\$0.00	\$0.00	\$0.00	\$69,956.18
132001 Prima de Vacaciones y Dominical	\$19,733.38	\$0.00	\$0.00	\$0.00	\$0.00	\$0.00	\$0.00	\$0.00	\$0.00	\$0.00	\$0.00	\$0.00	\$0.00	\$0.00	\$19,733.38
132002 Gratificación Anual	\$50,222.80	\$0.00	\$0.00	\$0.00	\$0.00	\$0.00	\$0.00	\$0.00	\$0.00	\$0.00	\$0.00	\$0.00	\$0.00	\$0.00	\$50,222.80
150000 Otras prestaciones sociales y económicas	\$318,152.00	\$43,407.00	\$39,684.00	\$36,915.00	\$37,498.00	\$18,749.00	\$0.00	\$0.00	\$0.00	\$0.00	\$0.00	\$0.00	\$0.00	\$176,153.00	\$141,999.00
159000 Otras prestaciones sociales y económicas	\$318,152.00	\$43,407.00	\$39,684.00	\$36,915.00	\$37,498.00	\$18,749.00	\$0.00	\$0.00	\$0.00	\$0.00	\$0.00	\$0.00	\$0.00	\$176,153.00	\$141,999.00
159002 Otras Prestaciones	\$318,152.00	\$43,407.00	\$39,684.00	\$36,915.00	\$37,498.00	\$18,749.00	\$0.00	\$0.00	\$0.00	\$0.00	\$0.00	\$0.00	\$0.00	\$176,153.00	\$141,999.00
160000 Provisiones	\$136,628.00	\$0.00	\$0.00	\$0.00	\$0.00	\$0.00	\$0.00	\$0.00	\$0.00	\$0.00	\$0.00	\$0.00	\$0.00	\$0.00	\$136,628.00
161000 Provisiones de carácter laboral, económica	\$136,628.00	\$0.00	\$0.00	\$0.00	\$0.00	\$0.00	\$0.00	\$0.00	\$0.00	\$0.00	\$0.00	\$0.00	\$0.00	\$0.00	\$136,628.00
161001 Provisiones sobre remuneraciones	\$136,628.00	\$0.00	\$0.00	\$0.00	\$0.00	\$0.00	\$0.00	\$0.00	\$0.00	\$0.00	\$0.00	\$0.00	\$0.00	\$0.00	\$136,628.00
170000 Pago de estímulos a servidores públicos	\$361,398.05	\$0.00	\$0.00	\$0.00	\$0.00	\$0.00	\$0.00	\$0.00	\$0.00	\$0.00	\$0.00	\$0.00	\$0.00	\$0.00	\$361,398.05
171000 Estímulos	\$361,398.05	\$0.00	\$0.00	\$0.00	\$0.00	\$0.00	\$0.00	\$0.00	\$0.00	\$0.00	\$0.00	\$0.00	\$0.00	\$0.00	\$361,398.05
171001 Estímulos	\$361,398.05	\$0.00	\$0.00	\$0.00	\$0.00	\$0.00	\$0.00	\$0.00	\$0.00	\$0.00	\$0.00	\$0.00	\$0.00	\$0.00	\$361,398.05
<b>SERVICIOS GENERALES</b>	\$414,983.61	\$0.00	\$0.00	\$0.00	\$0.00	\$0.00	\$0.00	\$0.00	\$0.00	\$0.00	\$0.00	\$0.00	\$0.00	\$0.00	\$414,983.61
390000 Otros servicios generales	\$414,983.61	\$0.00	\$0.00	\$0.00	\$0.00	\$0.00	\$0.00	\$0.00	\$0.00	\$0.00	\$0.00	\$0.00	\$0.00	\$0.00	\$414,983.61
396000 Impuesto sobre nóminas y otros que se der	\$414,983.61	\$0.00	\$0.00	\$0.00	\$0.00	\$0.00	\$0.00	\$0.00	\$0.00	\$0.00	\$0.00	\$0.00	\$0.00	\$0.00	\$414,983.61
398001 Impuesto sobre nóminas y otros que se der	\$414,983.61	\$0.00	\$0.00	\$0.00	\$0.00	\$0.00	\$0.00	\$0.00	\$0.00	\$0.00	\$0.00	\$0.00	\$0.00	\$0.00	\$414,983.61
<b>BIENES MUEBLES, INMUEBLES E II</b>	\$360,026.40	\$0.00	\$0.00	\$0.00	\$0.00	\$0.00	\$0.00	\$0.00	\$0.00	\$0.00	\$0.00	\$0.00	\$0.00	\$0.00	\$360,026.40
560000 Maquinaria, otros equipos y herramientas	\$360,026.40	\$0.00	\$0.00	\$0.00	\$0.00	\$0.00	\$0.00	\$0.00	\$0.00	\$0.00	\$0.00	\$0.00	\$0.00	\$0.00	\$360,026.40
562000 Maquinaria y equipo industrial	\$360,026.40	\$0.00	\$0.00	\$0.00	\$0.00	\$0.00	\$0.00	\$0.00	\$0.00	\$0.00	\$0.00	\$0.00	\$0.00	\$0.00	\$360,026.40
562001 Maquinaria y equipo industrial	\$360,026.40	\$0.00	\$0.00	\$0.00	\$0.00	\$0.00	\$0.00	\$0.00	\$0.00	\$0.00	\$0.00	\$0.00	\$0.00	\$0.00	\$360,026.40
<b>IEPS TABACO Impuesto Especial Sob</b>	\$1,952,481.04	\$96,770.00	\$86,360.00	\$87,193.00	\$90,788.00	\$45,379.00	\$0.00	\$0.00	\$0.00	\$0.00	\$0.00	\$0.00	\$0.00	\$406,460.00	\$1,556,021.04

**820301 FAISM Fondo de Aportaciones para la Infraestructura Social Municipal y las Demarcaciones Territoriales**

<b>INVERSION PUBLICA</b>	\$18,363,856.08	\$0.00	\$0.00	\$0.00	\$0.00	\$0.00	\$0.00	\$0.00	\$0.00	\$0.00	\$0.00	\$0.00	\$0.00	\$0.00	\$18,363,856.08
610000 Obra pública en bienes de dominio público	\$18,363,856.08	\$0.00	\$0.00	\$0.00	\$0.00	\$0.00	\$0.00	\$0.00	\$0.00	\$0.00	\$0.00	\$0.00	\$0.00	\$0.00	\$18,363,856.08
612000 Edificación no habitacional	\$14,332,052.00	\$0.00	\$0.00	\$0.00	\$0.00	\$0.00	\$0.00	\$0.00	\$0.00	\$0.00	\$0.00	\$0.00	\$0.00	\$0.00	\$14,332,052.00
612001 Edificación no habitacional	\$14,332,052.00	\$0.00	\$0.00	\$0.00	\$0.00	\$0.00	\$0.00	\$0.00	\$0.00	\$0.00	\$0.00	\$0.00	\$0.00	\$0.00	\$14,332,052.00
614000 División de terrenos y construcción de obra	\$4,031,804.08	\$0.00	\$0.00	\$0.00	\$0.00	\$0.00	\$0.00	\$0.00	\$0.00	\$0.00	\$0.00	\$0.00	\$0.00	\$0.00	\$4,031,804.08
614001 División de terrenos y construcción de obra	\$4,031,804.08	\$0.00	\$0.00	\$0.00	\$0.00	\$0.00	\$0.00	\$0.00	\$0.00	\$0.00	\$0.00	\$0.00	\$0.00	\$0.00	\$4,031,804.08
<b>FAISM Fondo de Aportaciones para la</b>	\$18,363,856.08	\$0.00	\$0.00	\$0.00	\$0.00	\$0.00	\$0.00	\$0.00	\$0.00	\$0.00	\$0.00	\$0.00	\$0.00	\$0.00	\$18,363,856.08

**MUNICIPIO DE TIZAYUCA  
HIDALGO**  
**Analitico Mensual de Egresos Pagados por Fuente de Financiamiento al 30/jun/2021**  
(Cuentas con Movimientos)  
(Cifras en pesos y centavos)

Objeto del Gasto	Presupuesto Vigente	Ene	Feb	Mar	Abr	May	Jun	Jul	Ago	Sep	Oct	Nov	Dic	Total	Diferencia (Vigente - Total)
<b>820401 FORTAMUN Fondo de Aportaciones para el Fortalecimiento de los Municipios y las Demarcaciones Territoriales</b>															
<b>SERVICIOS PERSONALES</b>	\$55,517,661.01	\$3,227,741.22	\$1,219,132.77	\$3,059,331.12	\$3,137,018.00	\$3,237,693.00	\$3,423,227.00	\$0.00	\$0.00	\$0.00	\$0.00	\$0.00	\$0.00	\$19,304,143.11	\$36,213,517.90
110000 Remuneraciones al personal de carácter f	\$40,472,710.62	\$2,984,296.22	\$2,956,459.72	\$2,807,515.00	\$2,861,794.00	\$2,930,880.00	\$2,949,413.00	\$0.00	\$0.00	\$0.00	\$0.00	\$0.00	\$0.00	\$17,500,357.94	\$22,972,352.68
113000 Sueldos base al personal permanente	\$40,472,710.62	\$2,984,296.22	\$2,956,459.72	\$2,807,515.00	\$2,861,794.00	\$2,930,880.00	\$2,949,413.00	\$0.00	\$0.00	\$0.00	\$0.00	\$0.00	\$0.00	\$17,500,357.94	\$22,972,352.68
113001 Sueldos	\$40,472,710.62	\$2,984,296.22	\$2,956,459.72	\$2,807,515.00	\$2,861,794.00	\$2,930,880.00	\$2,949,413.00	\$0.00	\$0.00	\$0.00	\$0.00	\$0.00	\$0.00	\$17,500,357.94	\$22,972,352.68
130000 Remuneraciones adicionales y especiales	\$12,323,354.23	\$31,046.00	\$27,583.45	\$26,394.52	\$27,330.00	\$56,377.00	\$237,741.00	\$0.00	\$0.00	\$0.00	\$0.00	\$0.00	\$0.00	\$409,071.97	\$11,914,882.26
132000 Primas de vacaciones, dominical y gratific	\$11,946,831.43	\$0.00	\$0.00	\$0.00	\$0.00	\$31,047.00	\$210,411.00	\$0.00	\$0.00	\$0.00	\$0.00	\$0.00	\$0.00	\$241,458.00	\$11,705,373.43
132001 Prima de Vacaciones y Dominical	\$550,000.00	\$0.00	\$0.00	\$0.00	\$0.00	\$24,641.00	\$210,411.00	\$0.00	\$0.00	\$0.00	\$0.00	\$0.00	\$0.00	\$235,052.00	\$314,948.00
132002 Gratificación Anual	\$11,396,831.43	\$0.00	\$0.00	\$0.00	\$0.00	\$6,406.00	\$0.00	\$0.00	\$0.00	\$0.00	\$0.00	\$0.00	\$0.00	\$6,406.00	\$11,390,425.43
134000 Compensaciones	\$377,122.80	\$31,046.00	\$27,583.45	\$26,994.52	\$27,330.00	\$27,330.00	\$27,330.00	\$0.00	\$0.00	\$0.00	\$0.00	\$0.00	\$0.00	\$167,613.97	\$209,508.83
134001 Compensaciones	\$377,122.80	\$31,046.00	\$27,583.45	\$26,994.52	\$27,330.00	\$27,330.00	\$27,330.00	\$0.00	\$0.00	\$0.00	\$0.00	\$0.00	\$0.00	\$167,613.97	\$209,508.83
150000 Otras prestaciones sociales y económicas	\$2,685,996.16	\$202,399.00	\$235,089.60	\$224,821.60	\$247,894.00	\$248,436.00	\$236,073.00	\$0.00	\$0.00	\$0.00	\$0.00	\$0.00	\$0.00	\$1,394,713.20	\$1,291,282.96
154000 Prestaciones contractuales	\$408,168.00	\$34,726.00	\$20,930.00	\$20,840.00	\$20,840.00	\$20,840.00	\$57,331.00	\$0.00	\$0.00	\$0.00	\$0.00	\$0.00	\$0.00	\$175,507.00	\$232,661.00
154001 Prestaciones establecidas por condiciones	\$408,168.00	\$34,726.00	\$20,930.00	\$20,840.00	\$20,840.00	\$20,840.00	\$57,331.00	\$0.00	\$0.00	\$0.00	\$0.00	\$0.00	\$0.00	\$175,507.00	\$232,661.00
159000 Otras prestaciones sociales y económicas	\$2,277,828.16	\$167,673.00	\$214,159.60	\$203,981.60	\$227,054.00	\$227,596.00	\$178,742.00	\$0.00	\$0.00	\$0.00	\$0.00	\$0.00	\$0.00	\$1,219,206.20	\$1,058,821.96
159002 Otras Prestaciones	\$2,277,828.16	\$167,673.00	\$214,159.60	\$203,981.60	\$227,054.00	\$227,596.00	\$178,742.00	\$0.00	\$0.00	\$0.00	\$0.00	\$0.00	\$0.00	\$1,219,206.20	\$1,058,821.96
170000 Pago de estímulos a servidores públicos	\$35,000.00	\$0.00	\$0.00	\$0.00	\$0.00	\$0.00	\$0.00	\$0.00	\$0.00	\$0.00	\$0.00	\$0.00	\$0.00	\$0.00	\$35,000.00
171000 Estímulos	\$35,000.00	\$0.00	\$0.00	\$0.00	\$0.00	\$0.00	\$0.00	\$0.00	\$0.00	\$0.00	\$0.00	\$0.00	\$0.00	\$0.00	\$35,000.00
171001 Estímulos	\$35,000.00	\$0.00	\$0.00	\$0.00	\$0.00	\$0.00	\$0.00	\$0.00	\$0.00	\$0.00	\$0.00	\$0.00	\$0.00	\$0.00	\$35,000.00
200000 MATERIALES Y SUMINISTROS	\$6,832,894.00	\$147,884.87	\$677,901.90	\$544,411.98	\$689,886.86	\$593,543.44	\$559,148.47	\$0.00	\$0.00	\$0.00	\$0.00	\$0.00	\$0.00	\$3,212,778.52	\$3,620,115.48
210000 Materiales de administración, emisión de	\$40,000.00	\$0.00	\$0.00	\$0.00	\$0.00	\$0.00	\$4,980.00	\$0.00	\$0.00	\$0.00	\$0.00	\$0.00	\$0.00	\$4,980.00	\$35,020.00
211000 Materiales, útiles y equipos menores de ofic	\$5,000.00	\$0.00	\$0.00	\$0.00	\$0.00	\$0.00	\$4,980.00	\$0.00	\$0.00	\$0.00	\$0.00	\$0.00	\$0.00	\$4,980.00	\$20.00
211001 Material de Oficina	\$5,000.00	\$0.00	\$0.00	\$0.00	\$0.00	\$0.00	\$4,980.00	\$0.00	\$0.00	\$0.00	\$0.00	\$0.00	\$0.00	\$4,980.00	\$20.00
218000 Materiales para el registro e identificación d	\$35,000.00	\$0.00	\$0.00	\$0.00	\$0.00	\$0.00	\$0.00	\$0.00	\$0.00	\$0.00	\$0.00	\$0.00	\$0.00	\$0.00	\$35,000.00
218003 Material para el registro e identificación de l	\$35,000.00	\$0.00	\$0.00	\$0.00	\$0.00	\$0.00	\$0.00	\$0.00	\$0.00	\$0.00	\$0.00	\$0.00	\$0.00	\$0.00	\$35,000.00
250000 Productos químicos, farmacéuticos y de l	\$200,000.00	\$0.00	\$2,660.00	\$12,060.11	\$28,007.01	\$69,353.18	\$10,792.38	\$0.00	\$0.00	\$0.00	\$0.00	\$0.00	\$0.00	\$122,872.68	\$77,127.32
253000 Medicinas y productos farmacéuticos	\$200,000.00	\$0.00	\$2,660.00	\$12,060.11	\$28,007.01	\$69,353.18	\$10,792.38	\$0.00	\$0.00	\$0.00	\$0.00	\$0.00	\$0.00	\$122,872.68	\$77,127.32
253001 Medicinas y Productos Farmacéuticos	\$200,000.00	\$0.00	\$2,660.00	\$12,060.11	\$28,007.01	\$69,353.18	\$10,792.38	\$0.00	\$0.00	\$0.00	\$0.00	\$0.00	\$0.00	\$122,872.68	\$77,127.32
260000 Combustibles, lubricantes y aditivos	\$6,342,894.00	\$147,884.87	\$675,241.90	\$513,454.32	\$661,879.85	\$516,440.26	\$532,296.27	\$0.00	\$0.00	\$0.00	\$0.00	\$0.00	\$0.00	\$3,049,197.47	\$3,293,696.53
261000 Combustibles, lubricantes y aditivos	\$6,342,894.00	\$147,884.87	\$675,241.90	\$513,454.32	\$661,879.85	\$516,440.26	\$532,296.27	\$0.00	\$0.00	\$0.00	\$0.00	\$0.00	\$0.00	\$3,049,197.47	\$3,293,696.53
261001 Combustibles y Lubricantes vehiculos y eq	\$6,342,894.00	\$147,884.87	\$675,241.90	\$513,454.32	\$661,879.85	\$516,440.26	\$532,296.27	\$0.00	\$0.00	\$0.00	\$0.00	\$0.00	\$0.00	\$3,049,197.47	\$3,293,696.53
290000 Herramientas, refacciones y accesorios m	\$250,000.00	\$0.00	\$0.00	\$18,897.55	\$0.00	\$5,750.00	\$11,080.82	\$0.00	\$0.00	\$0.00	\$0.00	\$0.00	\$0.00	\$35,728.37	\$214,271.63
290000 Herramientas, refacciones y accesorios m	\$250,000.00	\$0.00	\$0.00	\$18,897.55	\$0.00	\$5,750.00	\$11,080.82	\$0.00	\$0.00	\$0.00	\$0.00	\$0.00	\$0.00	\$35,728.37	\$214,271.63
290001 Refacciones y accesorios menores de equi	\$250,000.00	\$0.00	\$0.00	\$18,897.55	\$0.00	\$5,750.00	\$11,080.82	\$0.00	\$0.00	\$0.00	\$0.00	\$0.00	\$0.00	\$35,728.37	\$214,271.63
290001 Refacciones	\$250,000.00	\$0.00	\$0.00	\$18,897.55	\$0.00	\$5,750.00	\$11,080.82	\$0.00	\$0.00	\$0.00	\$0.00	\$0.00	\$0.00	\$35,728.37	\$214,271.63
300000 SERVICIOS GENERALES	\$22,423,492.11	\$606,547.00	\$1,094,024.00	\$2,497,938.55	\$1,651,805.01	\$1,973,826.05	\$1,565,925.53	\$0.00	\$0.00	\$0.00	\$0.00	\$0.00	\$0.00	\$9,290,070.14	\$13,133,421.97
310000 SERVICIOS básicos	\$14,883,492.11	\$0.00	\$645,431.00	\$1,927,874.15	\$1,196,432.01	\$1,481,687.00	\$891,309.43	\$0.00	\$0.00	\$0.00	\$0.00	\$0.00	\$0.00	\$6,142,733.59	\$8,740,758.52
311000 Energía eléctrica	\$14,883,492.11	\$0.00	\$645,431.00	\$1,927,874.15	\$1,196,432.01	\$1,481,687.00	\$891,309.43	\$0.00	\$0.00	\$0.00	\$0.00	\$0.00	\$0.00	\$6,142,733.59	\$8,740,758.52
311001 Servicio de Energía Eléctrica	\$14,883,492.11	\$0.00	\$645,431.00	\$1,927,874.15	\$1,196,432.01	\$1,481,687.00	\$891,309.43	\$0.00	\$0.00	\$0.00	\$0.00	\$0.00	\$0.00	\$6,142,733.59	\$8,740,758.52







**MUNICIPIO DE TIZAYUCA**  
**HIDALGO**  
**Analítico Mensual de Egresos Pagados por Fuente de Financiamiento al 30/jun/2021**  
(Cuentas con Movimientos)  
(Cifras en pesos y centavos)

Utr: EDITH  
Rep: rptAnaliticoPresupuestoEgresos\_FF

Fecha y hora de Impresión: 09/jul/2021 10:29 a.m.

Objeto del Gasto	Presupuesto Vigente	Ene	Feb	Mar	Abr	May	Jun	Jul	Ago	Sep	Oct	Nov	Dic	Total	Diferencia (Vigente - Total)
314000 Telefonía tradicional	\$50,000.00	\$0.00	\$0.00	\$0.00	\$0.00	\$0.00	\$0.00	\$0.00	\$0.00	\$0.00	\$0.00	\$0.00	\$0.00	\$0.00	\$50,000.00
314001 Servicio Telefónico Tradicional	\$50,000.00	\$0.00	\$0.00	\$0.00	\$0.00	\$0.00	\$0.00	\$0.00	\$0.00	\$0.00	\$0.00	\$0.00	\$0.00	\$0.00	\$50,000.00
340000 Servicios financieros, bancarios y comerc	\$255,000.00	\$0.00	\$0.00	\$0.00	\$0.00	\$0.00	\$0.00	\$0.00	\$0.00	\$0.00	\$0.00	\$0.00	\$0.00	\$0.00	\$255,000.00
341000 Servicios financieros y bancarios	\$5,000.00	\$0.00	\$0.00	\$0.00	\$0.00	\$0.00	\$0.00	\$0.00	\$0.00	\$0.00	\$0.00	\$0.00	\$0.00	\$0.00	\$5,000.00
341002 Servicios financieros y bancarios	\$5,000.00	\$0.00	\$0.00	\$0.00	\$0.00	\$0.00	\$0.00	\$0.00	\$0.00	\$0.00	\$0.00	\$0.00	\$0.00	\$0.00	\$5,000.00
345000 Seguro de bienes patrimoniales	\$250,000.00	\$0.00	\$0.00	\$0.00	\$0.00	\$0.00	\$0.00	\$0.00	\$0.00	\$0.00	\$0.00	\$0.00	\$0.00	\$0.00	\$250,000.00
345001 Seguros	\$250,000.00	\$0.00	\$0.00	\$0.00	\$0.00	\$0.00	\$0.00	\$0.00	\$0.00	\$0.00	\$0.00	\$0.00	\$0.00	\$0.00	\$250,000.00
350000 Servicios de instalación, reparación, man	\$355,000.00	\$19,360.00	\$19,360.00	\$89,641.40	\$285.00	\$33,932.05	\$175,690.10	\$0.00	\$0.00	\$0.00	\$0.00	\$0.00	\$0.00	\$356,434.55	-\$1,434.55
355000 Reparación y mantenimiento de equipo de t	\$355,000.00	\$37,526.00	\$37,526.00	\$89,641.40	\$285.00	\$33,932.05	\$175,690.10	\$0.00	\$0.00	\$0.00	\$0.00	\$0.00	\$0.00	\$356,434.55	-\$1,434.55
355001 Mantenimiento de Vehículos	\$355,000.00	\$37,526.00	\$37,526.00	\$89,641.40	\$285.00	\$33,932.05	\$175,690.10	\$0.00	\$0.00	\$0.00	\$0.00	\$0.00	\$0.00	\$356,434.55	-\$1,434.55
370000 Servicios de traslado y viáticos	\$30,000.00	\$0.00	\$0.00	\$0.00	\$0.00	\$0.00	\$0.00	\$0.00	\$0.00	\$0.00	\$0.00	\$0.00	\$0.00	\$0.00	\$30,000.00
375000 Viáticos en el país	\$30,000.00	\$0.00	\$0.00	\$0.00	\$0.00	\$0.00	\$0.00	\$0.00	\$0.00	\$0.00	\$0.00	\$0.00	\$0.00	\$0.00	\$30,000.00
375001 Viáticos en el país	\$30,000.00	\$0.00	\$0.00	\$0.00	\$0.00	\$0.00	\$0.00	\$0.00	\$0.00	\$0.00	\$0.00	\$0.00	\$0.00	\$0.00	\$30,000.00
390000 Otros servicios generales	\$6,900,000.00	\$469,021.00	\$429,233.00	\$480,423.00	\$455,088.00	\$458,207.00	\$486,930.00	\$0.00	\$0.00	\$0.00	\$0.00	\$0.00	\$0.00	\$2,790,902.00	\$4,109,098.00
392000 Impuestos y derechos	\$6,000,000.00	\$469,021.00	\$429,233.00	\$480,423.00	\$455,088.00	\$458,207.00	\$486,930.00	\$0.00	\$0.00	\$0.00	\$0.00	\$0.00	\$0.00	\$2,790,902.00	\$3,209,098.00
392006 Pago de derechos	\$6,000,000.00	\$469,021.00	\$429,233.00	\$480,423.00	\$455,088.00	\$458,207.00	\$486,930.00	\$0.00	\$0.00	\$0.00	\$0.00	\$0.00	\$0.00	\$2,790,902.00	\$3,209,098.00
398000 Impuesto sobre nóminas y otros que se der	\$900,000.00	\$0.00	\$0.00	\$0.00	\$0.00	\$0.00	\$0.00	\$0.00	\$0.00	\$0.00	\$0.00	\$0.00	\$0.00	\$0.00	\$900,000.00
398001 Impuesto sobre nóminas y otros que se der	\$900,000.00	\$0.00	\$0.00	\$0.00	\$0.00	\$0.00	\$0.00	\$0.00	\$0.00	\$0.00	\$0.00	\$0.00	\$0.00	\$0.00	\$900,000.00
400000 TRANSFERENCIAS, ASIGNACIONES	\$2,007,792.00	\$0.00	\$0.00	\$0.00	\$0.00	\$0.00	\$0.00	\$0.00	\$0.00	\$0.00	\$0.00	\$0.00	\$0.00	\$0.00	\$2,007,792.00
440000 Ayudas sociales	\$2,007,792.00	\$0.00	\$0.00	\$0.00	\$0.00	\$0.00	\$0.00	\$0.00	\$0.00	\$0.00	\$0.00	\$0.00	\$0.00	\$0.00	\$2,007,792.00
442000 Becas y otras ayudas para programas de ci	\$2,007,792.00	\$0.00	\$0.00	\$0.00	\$0.00	\$0.00	\$0.00	\$0.00	\$0.00	\$0.00	\$0.00	\$0.00	\$0.00	\$0.00	\$2,007,792.00
442001 Becas	\$2,007,792.00	\$0.00	\$0.00	\$0.00	\$0.00	\$0.00	\$0.00	\$0.00	\$0.00	\$0.00	\$0.00	\$0.00	\$0.00	\$0.00	\$2,007,792.00
500000 BIENES MUEBLES, INMUEBLES E I	\$100,000.00	\$0.00	\$0.00	\$0.00	\$0.00	\$0.00	\$0.00	\$0.00	\$0.00	\$0.00	\$0.00	\$0.00	\$0.00	\$0.00	\$100,000.00
510000 Mobiliario y equipo de administración	\$100,000.00	\$0.00	\$0.00	\$0.00	\$0.00	\$0.00	\$0.00	\$0.00	\$0.00	\$0.00	\$0.00	\$0.00	\$0.00	\$0.00	\$100,000.00
515000 Equipo de cómputo y de tecnología de la int	\$100,000.00	\$0.00	\$0.00	\$0.00	\$0.00	\$0.00	\$0.00	\$0.00	\$0.00	\$0.00	\$0.00	\$0.00	\$0.00	\$0.00	\$100,000.00
515001 Bienes Informáticos	\$100,000.00	\$0.00	\$0.00	\$0.00	\$0.00	\$0.00	\$0.00	\$0.00	\$0.00	\$0.00	\$0.00	\$0.00	\$0.00	\$0.00	\$100,000.00
<b>FORTAMUN Fondo de Aportaciones p</b>	<b>\$86,881,835.12</b>	<b>\$3,882,173.09</b>	<b>\$41,991,058.67</b>	<b>\$6,107,681.65</b>	<b>\$5,478,709.37</b>	<b>\$5,805,062.49</b>	<b>\$5,548,306.00</b>	<b>\$0.00</b>	<b>\$0.00</b>	<b>\$0.00</b>	<b>\$0.00</b>	<b>\$0.00</b>	<b>\$0.00</b>	<b>\$31,806,991.77</b>	<b>-\$55,074,847.35</b>

**930121 FORTASEG Programa de Fortalecimiento para la Seguridad**

200000 MATERIALES Y SUMINISTROS	\$1,883,760.04	\$0.00	\$0.00	\$0.00	\$0.00	\$0.00	\$0.00	\$0.00	\$0.00	\$0.00	\$0.00	\$0.00	\$0.00	\$0.00	\$1,883,760.04
270000 Vestuario, blancos, prendas de protección	\$1,137,760.04	\$0.00	\$0.00	\$0.00	\$0.00	\$0.00	\$0.00	\$0.00	\$0.00	\$0.00	\$0.00	\$0.00	\$0.00	\$0.00	\$1,137,760.04
271000 Vestuario y uniformes	\$1,137,760.04	\$0.00	\$0.00	\$0.00	\$0.00	\$0.00	\$0.00	\$0.00	\$0.00	\$0.00	\$0.00	\$0.00	\$0.00	\$0.00	\$1,137,760.04
271001 Vestuario, Uniformes	\$1,137,760.04	\$0.00	\$0.00	\$0.00	\$0.00	\$0.00	\$0.00	\$0.00	\$0.00	\$0.00	\$0.00	\$0.00	\$0.00	\$0.00	\$1,137,760.04
280000 Materiales y suministros para seguridad	\$752,000.00	\$0.00	\$0.00	\$0.00	\$0.00	\$0.00	\$0.00	\$0.00	\$0.00	\$0.00	\$0.00	\$0.00	\$0.00	\$0.00	\$752,000.00
283000 Prendas de protección para seguridad públi	\$752,000.00	\$0.00	\$0.00	\$0.00	\$0.00	\$0.00	\$0.00	\$0.00	\$0.00	\$0.00	\$0.00	\$0.00	\$0.00	\$0.00	\$752,000.00
283001 Prendas de protección para seguridad públi	\$752,000.00	\$0.00	\$0.00	\$0.00	\$0.00	\$0.00	\$0.00	\$0.00	\$0.00	\$0.00	\$0.00	\$0.00	\$0.00	\$0.00	\$752,000.00
300000 SERVICIOS GENERALES	\$6,243,285.00	\$0.00	\$0.00	\$0.00	\$0.00	\$0.00	\$0.00	\$0.00	\$0.00	\$0.00	\$0.00	\$0.00	\$0.00	\$0.00	\$6,243,285.00
330000 Servicios profesionales, científicos, técni	\$6,243,285.00	\$0.00	\$0.00	\$0.00	\$0.00	\$0.00	\$0.00	\$0.00	\$0.00	\$0.00	\$0.00	\$0.00	\$0.00	\$0.00	\$6,243,285.00
334000 Servicios de capacitación	\$109,900.00	\$0.00	\$0.00	\$0.00	\$0.00	\$0.00	\$0.00	\$0.00	\$0.00	\$0.00	\$0.00	\$0.00	\$0.00	\$0.00	\$109,900.00

TIZAYUCA, HGO 2020-2024  
TIZAYUCAN MUNICIPAL

**SECRETARIO DE FINANZAS**

TIZAYUCA, HGO 2020-2024  
TIZAYUCAN MUNICIPAL

**PRESIDENTE MUNICIPAL**

TIZAYUCA, HGO 2020-2024  
TIZAYUCAN MUNICIPAL

**SINDICO JACUATIANO**



MUNICIPIO DE TIZAYUCA HIDALGO

Análisis Mensual de Egresos Pagados por Fuente de Financiamiento al 30/jun/2021

(Cuentas con Movimientos)

Fecha y hora de Impresión: 09/jul/2021 10:29 a.m.

Ucr: EDITH Rep: rptAnaliticoPresupuestoEgresos\_FF

Table with columns: Objeto del Gasto, Presupuesto Vigente, Ene, Feb, Mar, Abr, May, Jun, Jul, Ago, Sep, Oct, Nov, Dic, Total, Diferencia (Vigente - Total). Rows include items like Capacitación, Servicios profesionales, and Ayudas sociales.

Total Final

\$550,759,197.68 \$23,824,856... \$22,824,284... \$27,019,601... \$21,709,278... \$21,684,962... \$23,437,674... \$0.00 \$0.00 \$0.00 \$135,368,626.43 \$415,370,569.25

SECRETARÍA DE FINANZAS LIC. OLGA LIDIA ENCISO ISLAS

PRESIDENTA MUNICIPAL LIC. SUSANA ARACELI ANGELES QUEZADA

SECRETARÍA DE FINANZAS

PRESIDENTA MUNICIPAL

